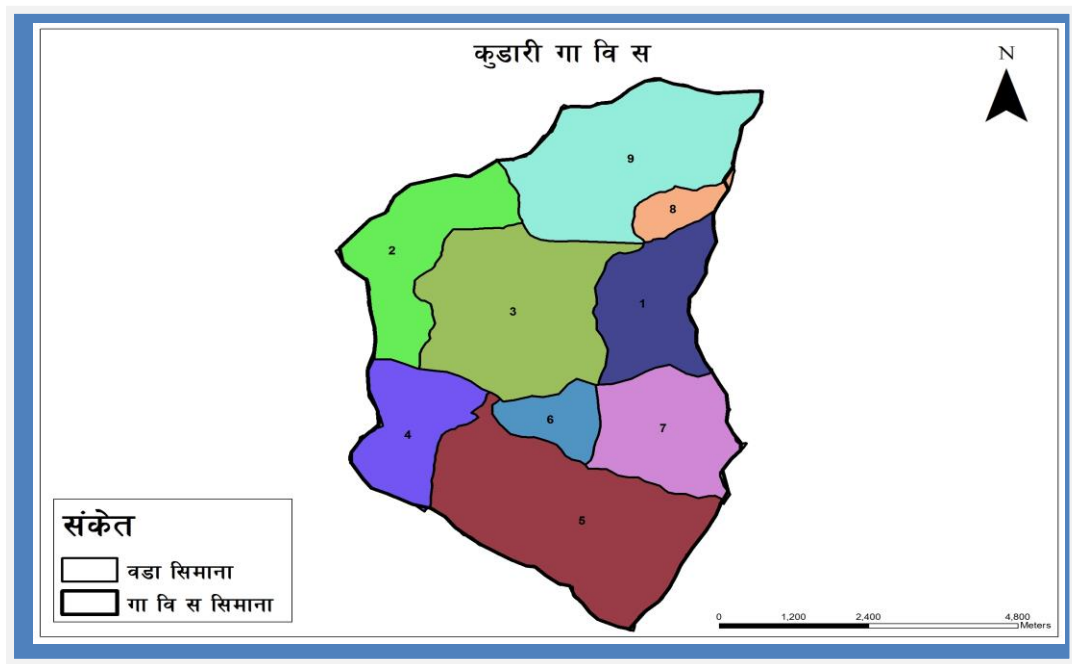


Agriculture, Forest, Tourism Development, Water Resources and Infrastructure

Clean Village, Prosperous Society, Foundation of Kudari

VILLAGE DEVELOPMENT PERIODIC PLAN (2013/2014 – 2018/2019 AD)

(Unofficial translation)



KUDARI VILLAGE DEVELOPMENT COMMITTEE

Jumla
Sept 2013



Social Awareness and
Development
Academy-Nepal, Jumla



United
Nations/World
Food Program



LINK/Helvetas Swiss
Intercooperation,
Nepal



District
Development
Committee, Jumla

Kudari Village
Development
Committee, Jumla

Table of Contents

| | |
|--|----|
| Table of Contents | 1 |
| Foreword | 2 |
| Preface | 3 |
| 1. Introduction | 5 |
| 1.1 Background..... | 5 |
| 1.2 The Objectives of Village Development Periodic Plan:..... | 5 |
| 1.3 Village Development Periodic Plan (VDPP) Formulation Methods:..... | 5 |
| 1.4 Limitations on the Formulation of VDPP..... | 6 |
| 2. Introduction of VDC, Situation Analysis, Strength, Issues, Opportunities and Challenges | 6 |
| 2.1 Brief Introduction of Kudari VDC..... | 6 |
| 2.2 Situation Analysis..... | 7 |
| 2.3 The Analysis of the Strength, Issues, Opportunities and Challenges..... | 8 |
| 3. Long-term Vision , Goal , Sectoral Objectives Strategies and Indicators | 12 |
| 3.1 Long- term Vision..... | 12 |
| 3.2 Goal..... | 12 |
| 3.3 Sectoral Objectives..... | 12 |
| 3.4 Village Development Strategies..... | 13 |
| 3.5 Sectoral Indicators..... | 14 |
| 4. Prioritized Sectors and Indicators | 26 |
| 4.1 Sectoral Area, Indicators, Timeline and Responsibility..... | 26 |
| 5. Common Concerned Issues (Cross Cutting Issues) | 31 |
| 5.1 Climate and Environment..... | 31 |
| 5.2 Gender Equality, Social Inclusion and Child Friendly Local Governance..... | 32 |
| 5.3 Capacity Development of VDC..... | 32 |
| 6. Pogramme Financial Resource Forecast | 33 |
| 7. Possibilities and Areas for Increasing Internal Resources /Revenue of VDC | 33 |
| 8. Implementation, Monitoring and Evaluation of Periodic Plan | 34 |
| 8.1 Implementation..... | 34 |
| 8.2 Monitoring and Evaluation..... | 34 |
| 9. Public and Gender Audit | 34 |
| 9.1 Public Hearing, Review and Audit..... | 34 |
| 9.2 Gender Audit..... | 35 |
| 10. Contribution to District Period Plan, Three Years Interim Plan and Millennium Development Goal | 35 |
| 11. Risk Factors and Mitigation Strategy | 37 |
| Annex 1: List of Development Partners Working in Kudari VDC | 39 |
| Annex 2: Situation and Gap Analysis | 41 |
| Annex 3: Brief Profile of VDC | 45 |
| Annex 4: Ward Level Need Identification of Kudari VDC | 55 |
| Annex 5: Resource Maps of the Kudar VDC | 65 |
| Annex 6: Organisational Structure and interrelation Chart of VDC | 66 |
| Annex 7: Attendance and Commitment of Participants | 67 |
| Annex 8: Attendance of Participants in the Workshop | 69 |
| Annex 9: Minimum Conditions Indicators for Kudari VDC | 71 |
| Annex 10: Crop Seasonal Calendar | 75 |



**Government of Nepal
Ministry of Federal Affairs and Local Development
Office of the District Development Committee
Jumla**

Foreword



It is our great pleasure to have five years “**Village Development Periodic Plan of Kudari VDC**”, following the provision under the Local Self Governance Act-1999 and rule 2000 AD. Well planned development is current need for providing effective service at local level. We are sure that having long-term vision of “**Agriculture, Forest, Tourism Development, Water Resources, Infrastructure, Clean Village and Prosperous Society, Foundation of Kudari VDC.**” this plan will contribute to overall development of Kudari VDC. We express our commitments to the support in its implementation and would like to request all political parties, civic society, journalist groups, all the GOs and I/NGOs, for its proper implementation, periodic reviews and necessary corrective actions based on feedback in coming days.

Last but not least, we would like to express our sincere gratitude to United Nations/World Food Program for funding support and LINK/Helvetas Swiss Intercooperation, Nepal for technical support.

Thank You

Arjun Kumar Thapa
Local Development Officer
Office of the District Development Committee
Jumla
September, 2013



**Government of Nepal
Ministry of Federal Affairs and Local Development
Office of the Village Development Committee
Kudari, Jumla**



Preface

Based on the provision under Local Self Governance Act- 1999, Kudari Village Development Committee (VDC) has developed five years "Village Development Periodic Plan (VDPP)". We are sure that in the context of decentralized governance system, this plan will contribute to the improvement in the quality of life of the local people in participatory and inclusive way through holistic approach

We take this opportunity to appreciate enthusiastic participation, substantive contribution of all the political parties, civic society, member of Integrated Planning Formulation Committee (IPFC), all Ward Civic Forums, organisations, journalist group and individuals who were directly or indirectly involved in the preparation process of this document. Our special thanks are extended to District Development Committee (DDC), LINK/Helvetas Swiss Intercooperation, Nepal, United Nations/World Food Program for financial and technical support, and Social Awareness and Development Academy (SADA), Nepal, Jumla for their facilitation support.

We express our commitments to the effective implementation of this VDPP and request all the political parties, journalists, civic society, individuals and Government/Non Government development partners who are working in this VDC to extend their support in this regard.

Thank You

Mandirnath Yogi
Secretary
Office of the Village Development Committee
Kudari, Jumla
September, 2013

List of Abbreviations

| | |
|--------|--|
| ANM | Auxiliary <u>Nurse Midwife</u> |
| BCG | Bacillus Calmette–Guérin [a <u>vaccine</u> against <u>tuberculosis</u>] |
| CFLG | Child Friendly Local Governance |
| CFUG | Community Forest Users' Groups |
| DADO | District Agriculture Development Office |
| DCWB | District Child Welfare Board |
| DDC | District Development Committee |
| DDP | District Development Plan |
| DDWO | District Drinking Water Office |
| DEO | District Education Office |
| DFO | District Forest Office |
| DHO | District Health Office |
| DLSO | District Livestock Service Office |
| DPT | <u>Diphtheria, Pertussis</u> (whooping cough) and <u>Tetanus</u> [a combination of <u>vaccines</u> against three <u>infectious diseases</u>] |
| DSCO | District Soil Conservation Office |
| DW | Drinking Water |
| ECCDC | Early Childhood Care Development Centre |
| ECDC | Early Childhood Development Centre |
| GESI | Gender Equality and Social Inclusion |
| HHs | Households |
| IPFC | Integrated Planning Formulation Committee |
| LDO | Local Development Officer |
| LSG | Local Self Governance |
| LSGA | Local Self Governance Act |
| MCPM | Minimum Condition for Performance Measurement |
| MDGs | Millennium Development Goals |
| MOFALD | Ministry of Federal Affairs and Local Development |
| NEA | Nepal Electricity Authority |
| NTC | Nepal Telecommunication Corporation |
| NTFP | Non Timber Forest Product |
| ODF | Open Defecation Free |
| RCC | Reinforced Concrete |
| RH | Reproductive Health |
| SADA | Social Awareness and Development Academy |
| SMC | School Management Committee |
| VCPC | Village Child Protection Committee |
| VDC | Village Development Committee |
| VDPP | Village Development Periodic Plan |
| WCO | Office of Women and Children |
| WCF | Ward Civic Forum |
| WFP | World Food Program |

1. Introduction

1.1 Background

Although planned development efforts started in Nepal in 1956, the practice of development planning has not taken the root, because there was no long-term vision and local bodies were not involved actively in the planning process in the past. After the enactment of Local Self Governance Act (LSGA) 1999 (2055 B.S.) and LSG Rule 2056 B.S., local bodies have to be more responsible and accountable for development activities at local level. According to LSGA (Article 43-1), every VDC should make periodic and yearly plans and implement these plans as per provisions of the LSG Act and LSG Rule. Recently Ministry of Federal Affairs and Local Development (MOFALD) has initiated Minimum Conditions and Performance Measurement (MCPM) which states that the preparation of Yearly Plan on the basis of Periodic Plan is one of the performance indicators. The ministry has also developed and implemented Periodic and Yearly Planning Guideline. The Periodic Plan prepared at the VDC level has been very useful for establishing interrelationships among various development activities and for attaining cooperation and coordination among the development partners working at the local level. The Periodic Plan document has become a valuable instrument for addressing people's demands in planned way and making the organizations involved in the implementation more transparent, responsible and accountable.

The long-term vision, goal, objective and programmes of VDPP have been framed for the social and economic developments of Kudari VDC through the achievement of the specific outcomes and for strengthening the local governance. The Plan was formulated with this realization. This periodic plan addresses the needs of people in the VDC in a planned way. This Plan is the result of the collective efforts of District Development Committee, LINK/Helvetas Swiss Intercooperation, Nepal, United Nations/World Food Program, Social Awareness and Development Academy (SADA), and all the stakeholders in the VDC that have helped the formulation of this plan.

1.2 The Objectives of Village Development Periodic Plan:

The main objectives of the formulation of Village Development Periodic Plan (VDPP) are as below:

- To mobilize available resources at VDC level development activities and find out more resource at local level,
- To build up inter-relationship among all the local level development activities and promote coordination and cooperation among organizations working in the VDC, and
- To institutionalize effective service delivery system at local level by formulating yearly plan based on the periodic plan.

1.3 Village Development Periodic Plan (VDPP) Formulation Methods:

This VDPP was formulated in three stages:

(i) Preparation Stage: At this stage, interactions among central and district level stakeholders were arranged, and discussions on coordination and cooperation among Central, District, VDC and Ward level agencies were organized. The selection and training of facilitators, and agreement among stakeholders on the division of roles and responsibilities were also performed at this stage.

(ii) Development Stage: After accomplishing the important steps like the formation of Integrated Planning Formulation Committee (IPFC), capacity development training for IPFC members, basic data and information collection and analysis, identification of needs and opportunities, prioritization and development of indicators, the periodic Plan preparation was finally completed.

(iii) Implementation Stage: The VDPP document was approved by the VDC Council and the Council expressed its strong commitments to the Plan. The annual plan was formulated based on the VDPP. The VDPP will establish a system of effective implementation, proper monitoring and evaluation, and a system for the annual, mid-term and final review of the progresses and achievements made at the VDC level.

After analyzing the existing situation of various sectors at the VDC level and the resulting finalization of the common concerned issues, the periodic Plan's long term vision, goals and objectives were framed. The Plan clearly envisions the desired and the anticipated situation of VDC after five years. The relevant progress indicators have been developed and incorporated in the plan document for facilitating the regular the review of the Plan's achievements and outcomes. Using these indicators, VDC will review the implementation of programmes, annual programme budget will be formulated and detailed activities will be prepared.

1.4 Limitations on the Formulation of VDPP

For making this VDPP inclusive, transparent and result oriented, attempts were made to ensure participation of all stakeholders and to include sectoral goal, objectives and indicators based on the sectoral plans provided by all government and non government organizations working at district and VDC level.

- Some stakeholders were not able to participate in the formulation process because of their time limitation and work load, even though efforts were made to make the plan more inclusive and participatory.
- Although the primary data / information were the main of data for the formulation of periodic Plan, due to unavailability of some primary data in some cases, secondary data / information were used to prepare indicators, and to set goal and objectives.
- Projects and budgets directly implemented by central level were not incorporated in this VDPP.

2. Introduction of VDC, Situation Analysis, Strength, Issues, Opportunities and Challenges

2.1 Brief Introduction of Kudari VDC

Kudari is one of the 30 VDCs in Jumla District. It is surrounded by Tatopani and some parts of Tamti VDC in its east, Raralihi and Kalikakhetu VDC in its west, Badki VDC in north and Malikathanta VDC in its south. Geographically, the latitude of Kudari VDC is 29° 16' 40" North and longitude is 81° 02' 30" East. The altitude Kudari ranges from 2300 meters to 3600 meters from sea level. The total area of the VDC covers 2813 hectares. The climatological data shows that the temperature of this VDC remains minimum at minus 5⁰ C and reaches maximum at 30⁰ C. According to the baseline survey conducted under Local Government and Community Development Programme (LGCDP) program, Kudari VDC comprises of 1046 households with the total population of 6203, out of which 48.83 percent is female. The distance from district headquarters to Kudari is 24 miles. The major festivals celebrated in the VDC are Dashain, Tihar, Chaite Dashain, Saune Sakranti, Kartik Paith and

Deuda. Daura Surwal, Coat and Topi are main dresses of males and Gunyu and Cholo are the main dresses of females.

2.2 Situation Analysis

Demography

The VDC has a total of 1046 households with the total population of 6203. The percentage of population up to three years of age is 18.69; from 4 years to 15 years of age is 27.24 percent, from 16 to 60 years age is 48.34 percent; and above 60 years of age population is 5.51 percent. The major ethnic groups and castes in the VDC are *Dalit, Janjati, Kshetri, and Bramhan*.

Natural Resources, Agriculture, Forest Environment and Food Security

Of the total 2813 hectares area of Kudari VDC, about 683 hectares is covered by forest, 1342 hectares by rivers and streams and 788 hectares by cultivated land. About fifty one percent population is involved agriculture, but there is still food deficit. Households with food sufficiency for three months are 51.24 percent; households with food sufficiency for three months to six months are 39.48 percent; and households with six to nine months of food sufficiency are 8.60 percent. Only 1.52 percent households have food sufficiency for 9-12 months. Livelihoods of 51.24 percent households depend on labour work and 48.74 percent households depend on foreign and seasonal employment. The average production of this VDC is 0.47 ton per hectare which is lower than the national average 2.8 Metric Ton (MT) per hectare. Although the VDC has one Agro vet, one cellar store and *Haat Bazaar*, there is still lack of basic infrastructures. Agriculture and forest related products can easily be sold in the market because the VDC is connected with Karnali Lok Marga (Road), but the production has to be increased to meet the demands of the market through the adoption of modern technology.

Six hundred thirty seven (637) households in Nuwakot, Sapulli, Danibada, Sarkibada, Kathyatbada, Thapagaun, Rautbada and Padalumsera are being affected by soil erosion, landslides and fire. All the 1046 households in the VDC are affiliated with 11 different community forests. To address adverse effect of the climate change, specific programmes and remedial activities have to be conducted.

Education, Health, Drinking Water and Sanitation

In Kudari, there are nine Early Childhood Development Centres, five primary schools, three lower secondary schools and one higher secondary school with 11 buildings and 53 classrooms in total. The literacy rate is 73 percent, but the literacy rate of women is just 49 percent. The enrolment rate of school going age children is 89 percent. The school dropout rate is 10 percent which has two main reasons, one is involvement of children in household work and the other is lack of income of the households. Because of the availability of integrated health services, the child mortality rate and maternal mortality rate are decreasing. All the mothers and children were immunized. It takes two hours to reach the nearest public health facility. Main problems in the health sectors that have hindered the availability of effective health service in the VDC are lack of training of health workers, insufficient medicine, inadequate equipment supply and poor physical infrastructures. The malnutrition rate is 44 percent. Eight hundred ninety one (891) households have access to piped water supply and 95 percent of households using toilets.

Physical and Social Infrastructure

In the VDC, five kilometre agriculture road is under construction. Construction of one Trail Bridge was recently completed and one is still under construction. There is a need to construct 21 classrooms in nine schools. One health post and six community buildings in the VDC are in working condition.

Water Resource, Electricity, Renewable Energy and Communication

Tila River, Bheri River and Khola flow through this VDC and they are also the major sources of water. Cultivable land is 788 hectares, but seasonal irrigation facility is available to 60 hectares of land only through different nine canals. Two hydropower projects are under construction and 690 households are using renewable energy. Nine hundred forty eight (948) households are using mobile phones as communication medium.

Social, Economic and Cultural Status

Of the total population in Kudari VDC, *Dalits* are 24.37 percent, *Janjatis* are 0.09 percent, *Brahmans* are 29.44 percent and *Kshetri and Thakuri* are 16.06 percent. Traditional practices *Chhaupadi*, caste discrimination, traditional taboos are still in existence in the VDC. The major festivals celebrated in the VDC are Dashain, Tihar, Chaite Dashain, Saune Sakranti, Karmic Path and Deuda. Daura Surreal, Coat and Topi are main dresses of males and Gonyu Cholo of females. According to the latest data, 51.52 percent people are below poverty line. There are 47 disabled persons in the VDC. Jogibada, Bhairab, Triveni temple, Nuwakot Nau Okhal are the historical and religious places of Kudari.

Good Governance and Institutional Development

Although various government and non government organizations worked in Kudari VDC in the past, there was lack of cooperation and coordination with the local institutions that discouraged the active involvement and participation of VDC and DDC. Lack of appropriate plan formulation techniques, lack of accountability system, non-existence of transparency and ineffective monitoring and evaluation system and non-involvement beneficiaries and local community hindered the success of development efforts. As a result the service delivery to the people was not effective and there was no significant improvement in the lives of the people in the VDC.

At present, thirteen (13) INGOs / NGOs have been actively involved in various sectors such as, agriculture, education, and health and infrastructure development in close coordination and cooperation with the DDC and this VDC. It is now realized that active involvement of local institutions and participation of the community, use of useful planning and monitoring and evaluation system and techniques, adherence to the principles of accountability and transparency and use of participatory and social tools like social auditing and gender auditing, formation of local forums and committees to involve the beneficiaries and community in the planning, implementation and monitoring and evaluation process are necessary.

Regular meeting of VDC and district level structures, committees and forums, Public Hearing, Public Auditing, Social Auditing are essential for the participatory, inclusive and effective preparation and implementation of plans, policies, programmes and schemes in the VDC. Kudari VDC is moving ahead by formulating a periodic Plan to address all these problems to bring real and desired changes in the lives of its people. The formulation of Periodic Plan and its proper implementation will be a milestone to enhance good governance in Kudari VDC. The ultimate result of this periodic plan is to promote good governance in the VDC.

2.3 The Analysis of the Strength, Issues, Opportunities and Challenges

Strength

- Upgrading of Karnali Highway going on,
- One house one garden policy adopted throughout district,
- Sufficient water resources,
- Favourable climate for agricultural production,
- Increasing trend of investment in the agriculture sector by different organizations,
- Triveni – developing as a rural tourism,
- School sector reform program is being implemented,
- Implementation of Local Resources Mobilization and Management Procedures 2012 (2069 B.S.),
- Practice of Child-friendly Local Governance National Strategy-2011(2068 B.S.) at local level ,
- Hydro- power construction work on going in two places of VDC,
- Grant policy for renewal energy expansion,
- 5 km rural agriculture road under-construction,
- Five years village periodic plan being prepared,
- Regular orientation to transparency through Ward Civic Centre and Civic Awareness Centre

Major Issues, Opportunities and Challenges

| S. N. | Subjective Area | Major Issues | Opportunities | Challenges |
|----------|--|---|---|--|
| 1 | Economic Development | | | |
| 1.1 | Agriculture | <ul style="list-style-type: none"> - Lack of capacity development at farmer level, - Lack of improved seed, - Lack of improved agriculture techniques - Lack of irrigation system - Traditional agriculture system - Lack of collection centre - Insufficient agriculture extension service and inputs | <ul style="list-style-type: none"> - Sufficient water resources - Increasing trend of investment in the sector of agriculture by different organizations | <ul style="list-style-type: none"> - Lack of integrated grant policy in agriculture sector - Political instability - Limited access to the market |
| 1.2 | Non Agriculture based Skill & Employment | <ul style="list-style-type: none"> - Lack of knowledge about Cooperative - Lack of skilled human resource - Unemployment - Lack of cottage industry at local level - Lack of upgrading traditional skills | <ul style="list-style-type: none"> - Implementation of Youth Employment Fund - Availability of raw material - Activeness of development organization - Market's access to Road corridor network | <ul style="list-style-type: none"> - Lack of resources - Political instability |
| 1.3 | Forest and Environment | <ul style="list-style-type: none"> - Lack of awareness - Uncontrolled and open grazing - Lack of plantation and uncontrolled deforestation | <ul style="list-style-type: none"> - National policy regarding forest conservation - Active involvement of local bodies and other organization | <ul style="list-style-type: none"> - Lack of policy level transparency and proper implementation |

| S. N. | Subjective Area | Major Issues | Opportunities | Challenges |
|----------|--|--|--|---|
| | | <ul style="list-style-type: none"> - Inadequate activities regarding environment conservation (Plantation, landslide prevention, fire prevention and control) - Lack of protection and conservation of forest - Uncontrolled herbs collection | <ul style="list-style-type: none"> in forestry development program - Practice of community forest | <ul style="list-style-type: none"> - Infringement of forest - Lack of quality education |
| 2 | Social Development | | | |
| 2.1 | Education | <ul style="list-style-type: none"> - Illiteracy and lack of education - Insufficient subject teachers at school - Lack of proper monitoring of the school by parents - No proper management of classroom, water and sanitation facilities - Lack of child friendly environment at school | <ul style="list-style-type: none"> - School Sector Reform Program - Monitoring mechanism in Education Policy - Child Friendly Local Governance (CFLG) system - Increasing trend of investment in education sector - Increase in Civic awareness towards education | <ul style="list-style-type: none"> - Lack of resources - Political interference on implementation of education policy |
| 2.2 | Health | <ul style="list-style-type: none"> - Insufficient health institutions considering the population and geographic area - Problem of water related diseases - Lack of delivery centre and related equipment, - Lack of quality medicine and equipment - Lack of skilled human resource - Lack of Stretchers | <ul style="list-style-type: none"> - Increased investment in the health sector by different organizations | <ul style="list-style-type: none"> - Outbreak of epidemic - Quality of the medicine distributed in the VDC |
| 2.3 | <i>Dalit</i> , Women, disabled, helpless and elderly | <ul style="list-style-type: none"> - Gender and cast discrimination - Lack of promotion of local skills - Lack of capacity development of targeted group - Reproductive health problems, <i>Chhaupadi</i> and uterus prolapse - Lack of proper implementation of program related to | <ul style="list-style-type: none"> - Gender Equality and Social Inclusion Policy - Implementation of Local Resource Mobilization and management Guideline 2012 (2069 B.S.) - Social Security Policy | <ul style="list-style-type: none"> - Increased work load of VDC Secretary - Lack of proper implementation and monitoring of policies at local level - Political interference |

| S. N. | Subjective Area | Major Issues | Opportunities | Challenges |
|---|-------------------------------|--|--|---|
| | | <ul style="list-style-type: none"> disabilities, helpless, and the elderly - Lack of community infrastructures for targeted community | | |
| 2.4 | Children | <ul style="list-style-type: none"> - Lack of proper implementation of Child Friendly Local Governance (CFLG) - Existence of child marriages - No separate child focused plan - No provision for establishing child development fund | <ul style="list-style-type: none"> - CFLG Nation Strategy - Clear policy regarding Children - Implementation of Local Resource Mobilization and management Guideline 2012 (2069 B.S.) | <ul style="list-style-type: none"> - Political interference |
| | Community Infrastructure | <ul style="list-style-type: none"> - Lack of kitchen and store rooms for children's Day snacks - Poor school building structure - Lack of public toilet - Lack of community building | <ul style="list-style-type: none"> - Increased Interest shown by funding partners in rural area - Increased trend of investment by various organizations working in the education sector | <ul style="list-style-type: none"> - Adequate resource - Protection of community buildings and sustainable management |
| 3 Water resource Development and Electrification | | | | |
| 3.1 | Water Resource Development | <ul style="list-style-type: none"> - Lack of drinking water - Poor and not sufficient water taps - Lack of maintenance of drinking water scheme - Lack of irrigation - Not sufficient activities related to sanitation - Lack of maintenance system of irrigation schemes - Problem of proper drain and sewerage management | <ul style="list-style-type: none"> - Availability of water sources | <ul style="list-style-type: none"> - Climate change - Political instability |
| 3.2 | Electricity | <ul style="list-style-type: none"> - Electricity problem in the VDC | <ul style="list-style-type: none"> - Hydro- power construction works going on at two places of VDC, - Grant policy for renewal energy expansion | <ul style="list-style-type: none"> - Climate change - Large scale investment |
| 3.3 | Information and communication | <ul style="list-style-type: none"> - Disturbance in radio frequency - No access to national newspapers | <ul style="list-style-type: none"> - Capacity of NTC is in expansion process | <ul style="list-style-type: none"> - Electricity supply - Resource for the project |

| S. N. | Subjective Area | Major Issues | Opportunities | Challenges |
|----------|---------------------------------|---|---|---|
| | | - Problem of telephone tower | | |
| 4 | Transport Infrastructure | | | |
| 4.1 | Road and Trail Bridge | - No rural agriculture road in VDC - Problem of Trail bridge - Dilapidated state of the wooden bridge | - Prioritized sector of government and non government agencies - Utilization of local resources | - Political pressure - Remoteness |
| 5 | Governance and other | | | |
| 5.1 | Good Governance | - Weak monitoring network at VDC level - Lack of transparent evaluation system of the projects / schemes - Lack of training for users' group - Lack of public hearing and auditing of projects - Lack of access of target group to plan selection and implementation process - Lack of capacity development activities at VDC level - No Citizen Charter at VDC level | - A Full Fledged VDPP in hand - Implementation of Local Resources Mobilization And Management Procedures 2012 - Regular orientation towards transparency through Ward Civic Centre and Civic Awareness Centre | - Separate working style of different organizations - Political pressure and instability |

3. Long-term Vision , Goal , Sectoral Objectives Strategies and Indicators

3.1 Long- term Vision

“Agriculture, Forest, Tourism Development, Water Resources, Infrastructure, Clean village and Prosperous Society, Foundation of Kudari VDC.”

3.2 Goal

Improvement in quality of life through maximum utilization and mobilization of local resources.

3.3 Sectoral Objectives

- To provide support in income generation activity of targeted group through agriculture, livestock farming for enhancing economic development and promoting environment conservation
- To increase access of targeted group to community infrastructure, education, and health related programmes

- To increase access of disadvantaged groups to drinking water, communication, electricity and irrigation facilities through maximum utilization of local resources
- Increase participation of the community in long term development activities such as transportation, infrastructure development and in its proper utilization
- To ensure social inclusion, gender equality, accountability and transparency at VDC level

3.4 Village Development Strategies

To achieve goal, objectives and targets of the VDPP based on the results indicators, following strategies will be adopted:

1. Integrated service mechanism will be developed by establishing interrelationship among all the development partners including government organizations, Non-government organizations (NGOs) and International NGOs (INGOs) to address the public demand. Priority will be given to Public Private Partnership.
2. For the achievements of the objectives and outcomes of periodic plan, preparation of annual plan, programme and budget and their implementation, and monitoring and evaluation will be carried out in participatory and inclusive manner.
3. Capacity development and empowerment activities will be carried out to address the demand and supply part of stakeholders at local level.
4. Programs that target women, very poor, minority and disabled will be launched and the access to services will be increased through the programmes implemented by using the allocated grant amount and provided by various sectoral programmes. Gender, Environmental and Child Friendly activities will be institutionalized.
5. By using all tools of good governance transparency, responsibility and accountability will be increased to reduce corruption at local level. Special attention will be given to reduce financial risk.
6. E- Governance will be promoted by adopting modern technologies and it will be connected with district level network.
7. Local level skills, resources, technologies will be mobilised after conducting capacity development activities.
8. One House One Garden policy will be adopted/ implemented.
9. Inter VDC Learning and Sharing Forum will be developed based on infrastructure, natural resources, market, technology and human resources.
10. Program Operation table with clear responsibility chart of all service providers will be developed for proper implementation and completion of stated activities within given time. It will be attached with Implementation Plan
11. To increase the easy availability of transportation services to the people, road construction, repair and maintenance, and trail bridge construction will be carried out by mobilizing people.
12. Irrigation, drinking water and electricity programs will be implemented effectively and alternative sources will be identified.
13. For meeting the needs of target groups local resource will be mobilized and effective implementation of policies and programmes will be emphasized.
14. Supply of food from outside sources will be decreased by promoting local level production. Coordination among development partners will be attained to enhance food preparing skills and change in eating behaviour of the people.
15. People from the food deficit or food insecurity areas will be involved in infrastructure development and interrelationship and coordination among development partners will be attained to create employment at local level.

3.5 Sectoral Indicators

Total Households in VDC: 1046

| Sectoral Area | Current Situation | Indicators Based on Five Year Forecast | | |
|---|--|---|---|---|
| | | Indicators | Justification | Risk Factors |
| 1. Economic Development Sector | | | | |
| Objective: Promote Economic development environment for income generation activity of targeted group through agriculture and livestock farming. | | | | |
| 1.1 Agriculture based | | | | |
| <u>Product and Productivity Increase</u> | Potato: 35 Metric Ton (MT) Bean: 36.7 MT Vegetables: only for livelihood improvement Garlic: 2 Ton (MT) Seed Production: only for livelihood improvement 1046 HHs are in livelihood improvement programme. 116 HHs have food sufficiency for more than six months. (Data Source: VDC Profile) | <u>Commercial and Seasonal Farming :</u> <ul style="list-style-type: none"> • Potato 43.75 MT • Bean: 45.87 MT • Garlic: 2.5 MT • Fresh Vegetable: 2 MT • Production will be increased by 25% • Income of 115 HHs will be increased through commercial production of potato, bean and fresh vegetable • Income of 64 households will be increased by involving them in spice related farming. | <ul style="list-style-type: none"> • Work Completion Report • Field monitoring report | <ul style="list-style-type: none"> • Climate change • Lack of resources |
| | Paddy: 63.2 MT Maize: 86.4 MT Wheat: 34.5 MT Millet: 31.5 MT Barley: 90.1 MT 1046 HHs are in Livelihood improvement 930 HHs have food sufficiency for less than 6 months. | <u>Cereal Crops</u> Paddy: 75.84 MT- increased by 20% Maize: 95.04 MT – increased by 10% Wheat: 41.4 MT – increased by 20% Millet: 33.75 MT – increased by 5% Barley: 99.11 MT – increased by 10% <ul style="list-style-type: none"> • Production of improved cereal crops (Paddy, Wheat, and Maize) will be increased by 10 to 20 % in 930 HHs. • Collective terrace improvement will be made in all wards in the VDC through 9 group formations. • 930 farmers will get training on improved farming | | |

| Sectoral Area | Current Situation | Indicators Based on Five Year Forecast | | |
|----------------------------|--|---|--|---|
| | | Indicators | Justification | Risk Factors |
| | | techniques by different organizations. | | |
| | Fruits Apple: 35 MT Peach: 2 MT Walnut: 1 MT (80 HHs) | Apple: 45.5 MT- increased by 30% Peach: 2.5 MT- increased by 25% Walnut: 1.25 MT – increased by 25% (700 HHs will be involved in commercial fruit farming and their income will increase by 50%.) | <ul style="list-style-type: none"> • Work completion report • Field study report | <ul style="list-style-type: none"> • Climate change • Lack of resources |
| Market Promotion | <ul style="list-style-type: none"> • Cooperative: 1 • Agro-vet: 1 • Collection Centre: No • Haat Bazaar: 1 | <ul style="list-style-type: none"> • One cooperative will be strengthened based on the one VDC one cooperative concept. • Agriculture and non agriculture collection centre will be established in two places of VDC (Kudari bazaar & Triveni). These two collection centres will be affiliated with district and regional network. • Additional three Agro-Vets will be established in Kudari, Nuwakot and Chemadhungri and 1046 HHs will be benefitted. | <ul style="list-style-type: none"> • Work completion report • Field study report | <ul style="list-style-type: none"> • Lack of resources |
| Processing and Value Chain | NA | <ul style="list-style-type: none"> • Feasibility studies for one cold storage will be completed in ward number 1. | <ul style="list-style-type: none"> • Work completion report • Field study report | <ul style="list-style-type: none"> • Lack of resources |
| Service & Technology | <ul style="list-style-type: none"> • Local Resource Person: 15 (need to capacity develop) • Social Mobilizers: 13 • Well managed Market • Lack access to information • 1000 HHs have traditional cow / buffalo sheds. • Training obtained farmers: 18 | <ul style="list-style-type: none"> • Two LRP per ward will be given capacity building training and 1046 HHs will be regularly benefitted from agriculture extension services. • 416 HHs will have improved cowshed, compost and organic pesticides. • After obtaining capacity development training, 335 farmers will be involved in agriculture extension service at VDC level. • 50 farmers will have their own business plan and the production will be increased based on plan. | <ul style="list-style-type: none"> • Work completion report • Field study report | <ul style="list-style-type: none"> • Lack of resources |

| Sectoral Area | Current Situation | Indicators Based on Five Year Forecast | | |
|---|--|---|--|---|
| | | Indicators | Justification | Risk Factors |
| Livestock | <ul style="list-style-type: none"> • Buffalo: 40 (23 HHs) • Pig 15 (11 HHs) • Sheep: 5000(250 HHs) • Cow & Bull: 500 (1000 HHs) • Poultry: 500 (500 HHs) • 611 HHs have traditional livestock farming. | <ul style="list-style-type: none"> • 50 improved breed goat, male buffalo and ox will be distributed. • Production of milk, egg and meat will increased by 10% • 580 HHs will have improved breed livestock and their income will be Rs. 30,000 per year | <ul style="list-style-type: none"> • Work completion report • Field study report | <ul style="list-style-type: none"> • Lack of resources |
| 1.2 Agriculture and Non Agriculture Based Skill and Employment | | | | |
| Self-Employment | <ul style="list-style-type: none"> • Tailor: 13; Plumber: NA • Carpenter: 60; Masons: 100 • Cobbler: 1; Ironsmit: 13 • Mobile maintenance :1 • Electrician: 1 • Toilet mechanic: 50 • Improved ovens: 946 • Small cottage industry: NA • Handicraft: 2 • Forest based industry: 5 • Agri-Based Industry: NA • Seasonal migration: 1453 | <ul style="list-style-type: none"> • Four new smelting ovens (called <i>Aaran</i> in Nepali) will be established and three will be scaled up. Income of the families involved in the profession will be increased to Rs 35,000 per year. • After providing mason and carpenter training for 300 persons and tailoring training for 27 women, they will start small cottage industry related business. | Report of different organizations including District Forest Office | <ul style="list-style-type: none"> • Lack of resources |
| | <ul style="list-style-type: none"> • Village Tourism: 1 Park/Religious and historical places/temples :15 | <ul style="list-style-type: none"> • Triveni and Nuwakot will be developed and managed as rural tourism destinations. | Report of VDC | |
| 1.3 Forest and environment | | | | |

| Sectoral Area | Current Situation | Indicators Based on Five Year Forecast | | |
|--|--|--|--|---|
| | | Indicators | Justification | Risk Factors |
| Timber | <ul style="list-style-type: none"> Area covered by Forest 683 Hectare. Community forest: 11, National forest: 1, Leasehold forest: 13 Saw Mill: 5 | <ul style="list-style-type: none"> 14 forests (11 Community and 3 lease hold) will be protected and developed by good fencing. Members of 14 Community Forest Users Groups (CFUG) will get training for capacity building. There will be 10 timber based industries (furniture and saw mills) at VDC level with proper operation. Prevention activities related to flood, landslide, fire, and soil erosion will be conducted in 5 clusters. Eleven (11) nurseries will produce 25,000 seedlings. 25000 plants will be planted in 15 hectare area. | District Forest Office and other organizations | <ul style="list-style-type: none"> Climate Change Lack of resources |
| Non Timber Forest Product | <ul style="list-style-type: none"> Production of NTFP (<i>Sugandhwal, Kaladana, Ghuchchichyau, Dhupi, Silpadi, Chirayato</i>) Private NTFP Farming : 1 HH | <ul style="list-style-type: none"> NTFP will be preserved through Community Forestry. Training will be provided to 200 HHs to enhance the skill on production, sustainable collection and conservation and market management. Fifty (50) HHs will collect and sale five ton NTFP. 25000 plants will be produced by establishing 11 Nurseries in different places. | | |
| 2. Social Development Sector | | | | |
| Objective: Increase access of targeted community in community infrastructure, education, health related programs | | | | |
| 2.1 Education | | | | |
| Literacy and Quality Education | <p>Literacy</p> <p>Enrolment rate in Formal Education: 89% Boys: 724; Girls: 804 Vocational Education: NA Literacy Rate: 73% Schools: 10</p> | <ul style="list-style-type: none"> Girls and Boys enrolment will be 100 percent. Literacy Rate will be increased by 25 percent and reached 98 percent by conducting reflect classes and informal classes in Participatory Learning Centre. Ten (10) Schools will have improved quality education. Four schools will have RCC Buildings. | <ul style="list-style-type: none"> Report of District Education Office, Schools and other organizations | Lack of resources |
| | <p>Quality Education</p> <p>Early Childhood Development Centres: 10</p> | <ul style="list-style-type: none"> There will be educational calendar, Child Friendly Education, inclusive education, Activeness of School Management Committee (SMC), (formation, | | |

| Sectoral Area | Current Situation | Indicators Based on Five Year Forecast | | |
|-------------------|---|--|---------------|--------------|
| | | Indicators | Justification | Risk Factors |
| | Teachers: 59 School infrastructure (Rooms): 53 Educational Materials: insufficient Educational Calendar: Yes Child Friendly education: incomplete (insufficiency) Insufficient Inclusive Education | <p>regular meeting), monitoring, interaction, social audit, parents' day will be organized. The income and expenditure will be mad pubic at least once a year.</p> <ul style="list-style-type: none"> • By establishing nine Early Childhood Development Centres, child friendly activities will be performed. • Teaching learning environment will be improved after appointment of additional 58 teachers. • Quality education with child friendly environment in schools will be ensured after managing four RCC school buildings, 24 classroom maintenance, with additional required furniture and 10 child friendly toilets. • Kitchens and stores in 4 schools will be constructed to manage nutrition program. • After providing educational materials and computer support to five (5) schools and Science lab management in four (4) schools, reading and writing skills of students will be improved substantially. | | |
| 2.2 Health | | | | |

| Sectoral Area | Current Situation | Indicators Based on Five Year Forecast | | |
|---|--|---|--|--|
| | | Indicators | Justification | Risk Factors |
| Access to Integrated and Quality Health Service | <ul style="list-style-type: none"> • Infrastructure: 4 room building one • Trained health workers: 13 • Medicine and instrument: not sufficient • National level campaign programmes are regular. • Safe motherhood: 30% • New born mortality rate: not recorded • Child mortality rate: not recorded • Mother mortality rate: not recorded • Malnutrition: 44 • Average age: 49 years • Health post: 1 • Village clinic: 3 • Delivery centre: 1 • Uterus Prolapse: 35 • <i>Chhaupadi</i> : Exist | <ul style="list-style-type: none"> • Reduce infant mortality rate • Reduce child mortality rate • Reduce maternal mortality rate • The number of malnutrition affected mothers and children to be reduced from 44 • Average life expectancy age to be increased from 49 years • Feasibility survey to be conducted to establish sub-health post in ward number 6 and 8 • Additional four (4) village clinics to be established • Status of one delivery centre to be upgraded with required equipment • Access of 1046 HHs to Integrated Health Services to be increased • To improve the quality service part in primary health centre staffs to be recruited (2 AHA, 1 HA, 2 ANM and 3 office helpers) • 100 % women and children to get reproductive health services and immunization respectively • Health related national level campaigns to be run smoothly • Awareness activities to be conducted to improve the current situation regarding reproductive health | Report of DHO and other organizations | <ul style="list-style-type: none"> • Lack of resources • Occurrence of Pandemic Diseases |
| | | <ul style="list-style-type: none"> • Current status of <i>Chhaupadi</i> will be improved by conducting awareness activities at least 6 times. | | |
| Access to Clean Drinking Water and Sanitation | <ul style="list-style-type: none"> • Limitations of available drinking water: 45 pipes tap for 891 HHS • Four stone taps are not properly managed. | <ul style="list-style-type: none"> • 155 HHs will be benefitted from 50 new piped taps after completing 5 new drinking water (DW) schemes. • 4 DW schemes will be repaired. • Additional 5 stone taps will be repaired and maintained. | District Drinking Water Office (DDWO), VDC and other organizations | <ul style="list-style-type: none"> • Lack of resources • Completion time frame of big scheme |
| | Sanitation related activities (in 1000 HHs) | | | |

| Sectoral Area | Current Situation | Indicators Based on Five Year Forecast | | |
|---|---|---|---------------------------------------|---|
| | | Indicators | Justification | Risk Factors |
| | Awareness activities | <ul style="list-style-type: none"> • Use of toilets will be increased after completion of the new 46 new toilets. • Awareness activities will be conducted and 500 baskets will be arranged in various places of VDC. • Sanitation related awareness will be conducted at least 10 times. | | |
| 2.3 Dalit, Women, Children, Disabled, Helpless and Elderly | | | | |
| Empowerment Access and Security | <u>Dalit Focused</u> <ul style="list-style-type: none"> • Participation (access to services and participation in decision making process) : not effective • Protection (Discrimination): still exist • Promotion (Awareness): lacking • Social security: not effective (255 HHs) | <u>Mainstreaming</u> <ul style="list-style-type: none"> • At least eight campaigns will be conducted to empower 255 HHs. • People of 200 <i>Dalit</i> HHs will be involved in income generation activities after conducting skill based training. • Participation of <i>Dalits</i> will be at least 25 percent in decision making process. | Report of VDC and other organizations | <ul style="list-style-type: none"> • Political pressure • Lack of resources |
| | <u>Women Focused</u> <ul style="list-style-type: none"> • Participation (access to services and participation in decision making process) : not effective • Protection (From discrimination, domestic violence and malpractices): still exist • Promotion (Awareness and empowerment): lacking (120 HHs) | <ul style="list-style-type: none"> • 560 women/people from disadvantaged groups to be trained in leadership and other related trainings. • 60 women to be involved in income generation and skill development activities. • Women literacy class to be conducted in 16 clusters • GESI training to be conducted at least 5 times to empower stakeholders at VDC level | | |

| Sectoral Area | Current Situation | Indicators Based on Five Year Forecast | | |
|---------------|--|--|---------------------------------------|---|
| | | Indicators | Justification | Risk Factors |
| | <u>Children Focused</u> <ul style="list-style-type: none"> Indicators Mentioned in CFLG Guideline to be Practically Implemented | <ul style="list-style-type: none"> New mothers to practice breast feeding up to six months on compulsory basis All children below one year age to have access to immunization (BCG, DPT, Hepatitis B and Measles) (<i>Dadura</i>) All six months to five years age children to get Vitamin A capsules All the pregnant mothers to take maternal services from health workers All the pregnant mothers to have access to four times regular check up and at least three times regular check up of both mother and new born babies All the HHs to have access to clean drinking water facility Hand washing before taking food and after using toilets to be practiced by all HHs | | |
| | 10% child marriage | <ul style="list-style-type: none"> Birth registration of all the children below five year age to be recorded in the register Early age child marriage to be decreased Extreme Child labour to be decreased Domestic and community level violence against children to be reduced after proper implementation of the plan Village Child Protection Committee (VCPC) to become functional to protect child rights | Report of VDC and other organisations | <ul style="list-style-type: none"> Political Pressure Lack of resources |
| | | <ul style="list-style-type: none"> Four (4) years age children to be enrolled in Early Childhood Care Development Centre All class 1 going age children to be enrolled in schools 5-12 years old children to have completed basic education (grade 1 to 8) Children who were deprived of formal education to | Report of VDC and other organisations | <ul style="list-style-type: none"> Political Pressure Lack of Resources |

| Sectoral Area | Current Situation | Indicators Based on Five Year Forecast | | |
|---------------|---|--|---------------------------------------|---|
| | | Indicators | Justification | Risk Factors |
| | | <ul style="list-style-type: none"> have access to informal education Separate toilets in schools for girls and boys Extracurricular activity to be conducted regularly in all schools | | |
| | | <ul style="list-style-type: none"> Institutional mechanism to be developed to participate children age of 12 to 18 years at local level decision process Child related activities and program to be incorporated at local level during planning and implementing stage A functional mechanism in SMC to address the voices of children Participation of Child Club member in Health Management Committee to be ensured Functional network of Child Club to be formed at VDC and Child group to be formed at ward level | Report of VDC and other organisations | <ul style="list-style-type: none"> Political Pressure Lack of Resources |
| | Child Club: Lack of institutional development in 13 Child Club | <ul style="list-style-type: none"> Thirteen (13) Child Clubs will be in operational through institutional development activities. | Report of VDC and other organisations | <ul style="list-style-type: none"> Political Pressure Lack of Resources |
| | <u>Disabled</u> Total: 47 Elderly People (M/F): 272 <u>Deprived family</u> Helpless: 35 Single Women: 71 Poor Family: 52 Conflict affected: 25 | <ul style="list-style-type: none"> Awareness activities will be run focusing on disabled, helpless and elderly by conducting at least two times coordination meeting among GOs, NOGs and INGOs. Three community buildings will be constructed for targeted community. Awareness activities will be conducted through Ward Civic Forum and Civic Awareness Centre to register personal vital information (birth, marriage, death). Governmental facilities will be provided to disabled people after updating disability data at VDC level. | Report of VDC and other organisations | <ul style="list-style-type: none"> Political hello effect/influence Lack of Resources |

| Sectoral Area | Current Situation | Indicators Based on Five Year Forecast | | |
|---|--|--|---|---|
| | | Indicators | Justification | Risk Factors |
| 3. Irrigation, Electrification and Alternative Energy | | | | |
| Objective: increase access of deprived community in drinking water, communication, electricity and irrigation facilities through maximum utilization of local resources | | | | |
| 3.1 Irrigation | | | | |
| Increase in Irrigation Coverage | <ul style="list-style-type: none"> Irrigated area: 60 hector Small Canal: 16 (damaged) Pond /Plastic pond: No Rain water collection tank: No Drop irrigation: No Sprinklers: 3 | <ul style="list-style-type: none"> Irrigation facilities will be increased to additional 40 hectares which will reach to 100 hectares in total. (20 hectares from 19 small canals and 20 hectares from 16 ponds and plastic ponds) Vegetable production will be increased after the completion of 19 small irrigation canal construction works, maintenance of 9 damaged small canals and construction of 9 plastic ponds. | Report of DADO, VDC and other organisations | <ul style="list-style-type: none"> Lack of Resources |
| Electricity Service and Alternative Renewable Energy | <ul style="list-style-type: none"> Hydro Power: 2 (under construction) Benefitted HHs: 404 | <ul style="list-style-type: none"> 1046 HHs will be benefitted from electricity facilities after the completion of two (2) hydro power constructions in Nangada and Bherikhola. | Report of NEA, VDC and other organisations | |
| | <ul style="list-style-type: none"> Solar /Bio Gas: HHs 800 Use of improved ovens: 946 HHs | <ul style="list-style-type: none"> Special Solar Energy Program will be expanded in additional 356 HHs. Use of firewood will be reduced by 20% and forest will be protected. Additional 100 HHs will use improved ovens, which will improve women's health and environment. | | |
| Access to Communication | <ul style="list-style-type: none"> Telephone : NA Email/Internet : NA Mobile : 523 HHs Radio: 600 HHs Television: 10 HHs Newspaper: NA | <ul style="list-style-type: none"> All HHs will have access to mobile service after the construction of one mobile tower. Use of radio will be increased to additional 250 HHs. | Report of NTC, VDC and other organisations | |
| 4. Physical and Social Infrastructure Sector | | | | |
| Objective: Increase participation of community people in long term infrastructure development, transport and its use. | | | | |
| 4.1 Local Transportation | | | | |
| Access to Transportation | Average time from main road to village cluster: 3 hrs | <ul style="list-style-type: none"> Two roads having the length of 45 Km will connect all the wards of VDC. | Report of Road Department, | Lack of Resources |

| Sectoral Area | Current Situation | Indicators Based on Five Year Forecast | | |
|---|---|--|---|---|
| | | Indicators | Justification | Risk Factors |
| Services | <ul style="list-style-type: none"> • Gravel road: 15 Km • Trail bridge: 1 • Wooden bridge 10 • Community building:7 • Shelter homes and Resting Places (<i>Pati Pauwa and Chautari</i>) : 3 | <ul style="list-style-type: none"> • Seven 7 trail bridges will be constructed and will be in use. • There will be access to roads and improvement in the travelling of the people after the completion of five (5) roads construction works. • Five (5) wooden bridges will be constructed in ward number 1, 8 and 9. • Additional eight community infrastructures will be constructed. • There will be a community radio operational. | VDC and other organisations | |
| 5. Governance and other | | | | |
| Objective: Ensure social inclusion, gender equality, accountability and transparency at VDC level | | | | |
| 5.1 Good Governance | | | | |
| Corruption Free, Responsible and Transparent Governance System | <ul style="list-style-type: none"> • No citizen charter • There is no public information about program budget. • No proper management of complain and grievance handling mechanism • No practice of reward, honour and punishment • Regular meeting of VDC • Regular meeting of Civic Ward Forum, IPFC and other committee • Periodic Plan formulated • Yearly Plan • Capacity dev. plan : NA • Not proper supervision, monitoring and review • No regular public hearing, | <ul style="list-style-type: none"> • Prioritized sectoral plan and activities will be incorporated in yearly plan and implemented accordingly • Regular monitoring will be conducted after the formation of Monitoring Committee in each ward. • Yearly review of periodic plan will be conducted. • Public hearing, review, audits and effective monitoring activities will be conducted. • Meaningful participation of children, <i>Dalits</i> and women in decision making process will be increased up to 10%, 25% and 35% respectively. • At least 35% of total budget will be allocated for targeted communities and implemented effectively following the Local Resources Mobilization Guideline-2069. • VDC will get additional grant based on MCPM. • Capacity Development plan will be developed and implemented. • Notice Board and Citizen Charter will be displayed at | <ul style="list-style-type: none"> • Yearly Plan of VDC • Decision of the Council • Monitoring report • Meeting Minutes • Report of public /social audit | <ul style="list-style-type: none"> • Political instability • Lack of Resources • Social security • Regular availability of VDC secretary at the VDC |

| Sectoral Area | Current Situation | Indicators Based on Five Year Forecast | | |
|---|--|--|---------------|--------------|
| | | Indicators | Justification | Risk Factors |
| | <ul style="list-style-type: none"> social /audit and review • No effective auditing • Minimum conditions now in complete form • Lack of coordination and networking • Budget appropriation for target group not sufficient • Implementation of Target group focused budget is not effective • Organization and its Structure not adequate | <ul style="list-style-type: none"> accessible places. • Agriculture Extension Service will be institutionalized at VDC level after the formation of Agriculture, Forest and Environment Committee. | | |
| 5.2 | | | | |
| Promotion of Local Resources, Skills and its Mobilization | <ul style="list-style-type: none"> • Lack of Internal Resources in the VDC • No feasibility study at local level • Lack of local skill promotion | <ul style="list-style-type: none"> • Additional income sources and opportunities will be explored. • NTFFP Tax System will be strengthened and implemented accordingly. • Coordination and cooperation will be improved at local level. | | |

4. Prioritized Sectors and Indicators

4.1 Sectoral Area, Indicators, Timeline and Responsibility

| Sectoral Areas and Indicators | Total Target | Action Plan of Activities | | | | Implementation Organisations |
|---|---|---------------------------|----------------------|----------------------|----------------|-----------------------------------|
| | | 1 st year | 2 nd Year | 3 rd Year | Last two Years | |
| 1. Areas of Economic Development | | | | | | |
| 1.1 Agriculture based | | | | | | |
| <ul style="list-style-type: none"> Potato 36.75 MT - increased by 25% Bean: 45.87 MT Garlic: 2.5 MT Vegetables: 2 MT | <ul style="list-style-type: none"> 155 HHs 64 HHs Total No. of HHs = 219 | 25 15 | 75 30 | 125 45 | 155 64 | VDC, DADO and other organisations |
| <ul style="list-style-type: none"> Paddy: 75.84 MT - increased by 20% Maize: 95.04 MT - increased by 10% Wheat: 41.4 MT - increased by 20% Millet: 37.8 MT Barley: 99.11 MT - increased by 10% | Involvement of 930 HHs | 200 | 400 | 600 | 930 | VDC, DADO and other organisations |
| • Terrace Improvement | 9 | 3 | 3 | 3 | – | VDC, DADO and other org. |
| • Improved farming techniques training to farmers through different organizations | 930 Persons | 200 | 200 | 200 | 330 | VDC, DADO and other org. |
| <ul style="list-style-type: none"> Apple: 45.5 MT - increased by 30 % Peach: 2.5 MT - increased by 25% Walnut 1.25 MT - increased by 25% | 700 HHs | 150 | 350 | 550 | 700 | VDC, DADO and other organisations |
| Cooperatives for market promotion | 1 Unit | 1 | – | – | – | VDC, DADO and other org. |
| Collection Centre | 2 Units | 1 | 1 | – | – | VDC, DADO and other org. |
| Agro vet establishment | 3 Units | 1 | 1 | 1 | – | VDC, DADO and other org. |
| Feasibility study to establish Cold Storage | 1 Unit | – | 1 | – | – | VDC, DADO and other org. |
| Service & Technology | | | | | | |
| Local Resource Person | 18 Persons | 4 | 6 | 5 | 3 | VDC, DADO & Other org. |
| Cowshed, compost and organic pesticides related training | 416 HHs | 75 | 155 | 255 | 416 | VDC, DLSO and other Org. |

| Sectoral Areas and Indicators | Total Target | Action Plan of Activities | | | | Implementation Organisations |
|---|---------------------|---------------------------|----------------------|----------------------|----------------|--|
| | | 1 st year | 2 nd Year | 3 rd Year | Last two Years | |
| Agriculture related skill training | 335 Pers. / 6 times | 60/1 | 70/1 | 80/2 | 195/2 | VDC, DLSO and other Org. |
| Formulation and implementation of Farmers' Business Plan | 50 Persons | 15 | 30 | 45 | 50 | VDC, DLSO and other Org. |
| Livestock farming (cow, poultry, goat, buffalo) | 580 Numbers | 90 | 105 | 100 | 285 | VDC, DLSO and other Org. |
| Distribution of goat, male buffalo, and Ox for improved breeding | 50 Numbers | 10 | 10 | 10 | 20 | VDC, DLSO and other Org. |
| 1.2 Non-agriculture Based Skill and Employment | | | | | | |
| Self employment | | | | | | |
| Smelting Oven (<i>Aaran</i>) | 7 Units | 2 | 2 | 2 | 1 | VDC, other org. |
| Mason /carpenter training | 300 Persons | 75 | 75 | 75 | 75 | VDC, other org. |
| Tailoring training | 27Persons | 12 | 15 | | | VDC, other org. |
| Rural Tourism | 2 Places | 1 | 1 | | | VDC, other org. |
| 1.3 Forest and Environment | | | | | | |
| Timber | | | | | | |
| Forest Sector Dev. (Community forest) and Boundary | 14 Units | 3 | 4 | 3 | 4 | DDC, VDC and organisations |
| Capacity Development of Users' Group | 14 Groups | 3 | 4 | 3 | 4 | DDC, VDC and organisations |
| Timber related Industry – Furniture and Saw -Mill | 10 Mills | 3 | 3 | 2 | 2 | VDC, Small Cottage Industry Office and DFO |
| Environment and Disaster Management (flood, landslide and fire) | 5 clusters | 2 | 2 | 1 | | VDC and Organisations |
| Construction and management of Nursery | 11 Numbers | 2 | 3 | 4 | 2 | VDC, Ranger Post and CFUG |
| Plantation | 15 hectare | 3 | 3 | 3 | 6 | VDC and DFO |
| NTFP | | | | | | |
| NTFP preservation | 200 HHs | 50 | 100 | 150 | 200 | VDC, DFO and CFUG |
| NTFP collection | 50 HHs | 15 | 30 | 50 | – | |
| Strategy for sectoral implementation | | | | | | |
| <ul style="list-style-type: none"> • Conduct Farmer's Learning School • Use and commercialization of improved seed, improved breed and technologies • Promote organic farming • Formation of Agriculture, Forest and Environment Committee and availability of decentralized agriculture extension service • Construction and management of Agriculture and NTFP collection centre • Marketing based on Value Chain • Coordination, cooperation, communication and networking among inter-agency and organisations | | | | | | |
| 2. Social Development Sector | | | | | | |
| 2.1 Literacy and Quality Education | | | | | | |
| Construction and | 10 | 3 | 3 | 3 | 1 | DEO, VDC, |

| Sectoral Areas and Indicators | Total Target | Action Plan of Activities | | | | Implementation Organisations |
|--|------------------|---------------------------|----------------------|----------------------|----------------|------------------------------|
| | | 1 st year | 2 nd Year | 3 rd Year | Last two Years | |
| maintenance of school building | Numbers | | | | | other org. |
| Net enrolment rate | 89% | 100% | | | | |
| Literacy | 73% | | | | 98% | |
| Educational Calendar, Child Friendly Education, Inclusive Education, Activeness of School Management Committee (SMC), (Formation, regular meeting, monitoring, interaction, social audit, parents day, and public audit/audit once a year) | Regular (Reg.) | Reg. | Reg. | Reg. | Reg. | |
| Material Management in Early Childhood Development Centre | 9 Units | 3 | 3 | 3 | – | |
| Teachers | 58 Pers. | 15 | 10 | 15 | 18 | |
| Infrastructure support | 24 rooms | 6 | 6 | 6 | 6 | |
| Child Friendly Toilet Construction | 10 Units | 2 | 2 | 2 | 4 | |
| Kitchen and stores Construction for Nutrition Program | 10 Units | 3 | 3 | 3 | 1 | |
| Education Materials | | | | | | |
| Educational Materials (Computers, Books and Science Lab Materials) | 9 Units | 2 | 2 | 2 | 3 | |
| Desk, Bench | 10 schools | 2 | 2 | 2 | 4 | |
| 2.2 Health | | | | | | |
| Sub-Health Post Construction | 2 Units | 1 | 1 | | | DHO, VDC and organisations |
| Infant, Child, Maternal Mortality Rate | Decrease (Decr.) | Dec r. | Decr. | Decr. | Decr. | |
| Malnutrition affected children | 44 | Dec r. | Decr. | Decr. | Decr. | |
| Village Clinics | 4 | 2 | 2 | | | |
| Delivery (Birthing) Centre | 1 | 1 | | | | |
| Health worker recruitment | 10 Pers. | 2 | 3 | 3 | 2 | |
| National Campaign Program (Polio, Hepatitis B, Vitamin A and immunizations) | Regular (Reg.) | Reg. | Reg. | Reg. | Reg. | |
| Orientation to HIV and Aids, Reproductive Health (RH) | DC, Other Org. | Reg. | Reg. | Reg. | Reg. | DHO |
| Awareness Activities on <i>Chhaupadi</i> | 6 times | 2 | 2 | 2 | | |
| Awareness Activities Related to Reproductive | 6 times | 2 | 2 | 2 | | |

| Sectoral Areas and Indicators | Total Target | Action Plan of Activities | | | | Implementation Organisations |
|---|--------------------|---------------------------|----------------------|----------------------|----------------|--|
| | | 1 st year | 2 nd Year | 3 rd Year | Last two Years | |
| Health | | | | | | |
| Personal Hygiene Campaigns | 5 times | 1 | 1 | 1 | 2 | DDWO, DHO, VDC |
| Maintenance of Drinking Water Schemes and Stone Taps | 9 scheme & 50 Taps | 3/7 | 3/10 | 2/14 | 1/19 | VDC and other organisations |
| West Management Baskets | 500 Units | 100 | 100 | 100 | 200 | VDC, other org. |
| Awareness Activities | 10 Times | 2 | 2 | 2 | 2 | VDC, other org. |
| 2.3 Dalit, women, children, disabled, helpless and Elderly | | | | | | |
| Dalit focused Activities | | | | | | |
| Empowerment, Access and Control | Ward level | Reg. | Reg. | Reg. | Reg. | DDC, VDC and other organisations |
| Dalit Focused Skill Development training | 200 Persons | 50 | 50 | 50 | 50 | VDC and organisations |
| Women Focused Activities | | | | | | |
| Awareness Raising Training on Domestic Violence | All wards | Reg. | Reg. | Reg. | Reg. | Office of Women and Children, DDC, VDC and other organisations |
| Income Generation Training | 60 Pers. | 15 | 15 | 15 | 15 | |
| Women Literacy classes | 16 Classes | Reg | Reg. | Reg. | Reg. | |
| GESI training | 560 HHs | 100 | 150 | 200 | 100 | |
| Children focused Activities | | | | | | |
| Child Educational materials | 6 times | 1 | 2 | 1 | 2 | Office of Women and Children (WCO), District Child Welfare Board (DCWB), DDC, VDC and other org. |
| Children Save Activity (Breast feeding, Immunization, Vitamin A, Safe delivery) | Regular (Reg.) | Reg. | Reg. | Reg. | | |
| Child Protection Activities | Reg. | Re | Reg. | Reg. | | |
| Child Education | All Children | Reg. | Reg. | Reg. | Reg. | |
| Child Participation Activities (Child Program, Voices of Children) | Regular (Reg.) | Reg. | Reg. | Reg. | Reg. | |
| Child Club Formation | 13 Units | 4 | 4 | 4 | 1 | VDC, Other Org. |
| Disabled, Helpless and Elderly group focused activities | Regular | Reg. | Reg. | Reg. | Reg. | VDC, Other Org. |
| Conflict affected focused activities | Regular | Reg. | Reg. | Reg. | Reg. | VDC, Other Organisations |
| Registration Record (birth, death, marriage, migration) | Regular | Reg. | Reg. | Reg. | Reg. | VDC, Other Organisations |
| Community Building Construction | 3 Units | 1 | 1 | 1 | | VDC, Other Organisations |
| Strategies for Sectoral Implementation | | | | | | |
| <ul style="list-style-type: none"> • Conduct educational activities at VDC Level based on Education Calendar • Resource Generation for infrastructure development for schools and health institutions • Conduct reflect classes for literacy • Conduct health and sanitation activities to reduce water born diseases | | | | | | |

| Sectoral Areas and Indicators | Total Target | Action Plan of Activities | | | | Implementation Organisations |
|--|--------------|---------------------------|----------------------|----------------------|----------------|--|
| | | 1 st year | 2 nd Year | 3 rd Year | Last two Years | |
| <ul style="list-style-type: none"> • Skill and income generation training for target group (Women, Dalit, Disabled) • Formation of Drinking Water Scheme Maintenance Committee and Fund Establishment • Toilet construction and sanitation activities in 5 % HHs • Institutional development of Para Legal Committee | | | | | | |
| 3. Irrigation, Electrification and Alternative Energy | | | | | | |
| 3.1 Irrigation | | | | | | |
| Increase in irrigated area | 40 hectare | 10 | 20 | 30 | 40 | DDC, VDC Irrigation office and other org. |
| Irrigation drain repair and maintenance | 19 Units | 3 | 3 | 5 | 8 | |
| Plastic pond to collect rain water | 16 Units | 3 | 4 | 5 | 4 | |
| Embankment Construction (<i>Tatabandha</i>) | 5 Places | 2 | 2 | 1 | | VDC, DDC, DSCO and other organisations |
| 3.2 Electricity Service and Renewable Energy | | | | | | |
| Hydro Power/Peltric Set construction | 2 Units | 1 | 1 | | | Nepal Electricity Authority (NEA), VDC, Renewable Energy Project |
| Renewable Energy (Solar, Wind and Bio Gas) | 356 HHs | 50 | 100 | 100 | 106 | |
| Improved Ovens | 100 HHs | 25 | 50 | 25 | | VDC, other org. |
| 3.3 Information and Communication | | | | | | |
| Telephone/e-mail / internet/ mobile | 1 tower | 1 | | | | VDC & NTC |
| Radio, Newspapers and Post Office maintenance | 250 HHs | 50 | 50 | 50 | 100 | VDC & regional Post Office |
| Strategies for Sectoral Implementation | | | | | | |
| <ul style="list-style-type: none"> • For sustainable development of the Plan, Repair and Maintenance Fund will be established and mobilized. • Maximum utilization of local resources by conserving water resources • Technology transfer related to drain, pond, rain water harvest tank and drip irrigation will be accomplished. • Resource management will be initiated through the coordination and cooperation among various agencies and institutions. • Request to NTC for tower construction | | | | | | |
| 4. Physical Social Infrastructure Sector | | | | | | |
| 4.1 Local transportation | | | | | | |
| Two Roads | 45 Km | 10 | 10 | 10 | 15 | VDC, DDC, and other organisations |
| Mule Track | 5 Units | 1 | 1 | 1 | 2 | |
| Trail bridge and Culverts | 7 Units | 1 | 1 | 2 | 3 | |
| Wooden bridge | 5 Units | 2 | 2 | 1 | | |
| Community infrastructure | 8 Units | 2 | 2 | 2 | 2 | |
| Collection centre | 3 Units | 1 | 1 | 1 | | |
| School Building | 4 Units | 1 | 1 | 1 | 1 | |
| Triveni Community Radio | 1 Units | | | 1 | | |
| Strategies for sectoral Implementation | | | | | | |
| <ul style="list-style-type: none"> • Community initiation for utilization of local level labour, • Operate rural agriculture road construction work as carry over scheme, | | | | | | |

| Sectoral Areas and Indicators | Total Target | Action Plan of Activities | | | | Implementation Organisations |
|---|--------------|---------------------------|----------------------|----------------------|----------------|------------------------------|
| | | 1 st year | 2 nd Year | 3 rd Year | Last two Years | |
| <ul style="list-style-type: none"> Request to different organizations to support in trail bridge construction, Make community people aware about conservation of local shelter and resting places. | | | | | | |
| 5. Good Governance and Others | | | | | | |
| 5.1 Corruption Free, Accountable and Transparent Governance System | | | | | | |
| Implementation of Sectoral Scheme | Regular | Reg | Reg. | Reg. | Reg. | VDC |
| Regular Review, Monitoring and Evaluation of VDPP | 4 times | | 1 | 1 | 2 | VDC |
| Public Hearing and Audit | Regular | Reg | Reg. | Reg. | Reg. | VDC |
| Increase Access of Target Group to Local Organization | 35% | Reg | Reg. | Reg. | Reg. | VDC |
| Increase Access of Community to Local Resources | 35% | Reg | Reg. | Reg. | Reg. | VDC |
| Formulation of VDPP | 1 Plan | 1 | | | | |
| Training of Staff | Regular | Reg | Reg. | Reg. | Reg. | VDC |
| Establishment and Implementation of Citizen Charter | 1 time | Reg | Reg. | Reg. | Reg. | |
| Brochure Publication of the Programmes in VDPP | 1 time | 1 | | | | |
| Strategies for Sectoral Implementation | | | | | | |
| <ul style="list-style-type: none"> Conduct review, public hearing, public audit of all schemes at VDC level Strengthening the VDC level Monitoring Committee and Formation of Monitoring Committee at ward level Conduct VDPP review meeting regularly Empower targeted community for proper utilization of budget Prepare Citizen Charter Board and Notice Board at VDC Constitute Cost Estimation Boards in all the running schemes Active involvement to attain long term goal of VDC as well as continuity of on-going projects Institutional development of Ward Civic Forum for effective implementation of allocated budget for the benefit of the target groups | | | | | | |
| 5.2 Others | | | | | | |
| Mobilization and Promotion of Local Skills and Resources | Regular | Reg | Reg. | Reg. | Reg. | VDC and DDC |

5. Common Concerned Issues (Cross Cutting Issues)

5.1 Climate and Environment

To reduce the effects of climate change, following strategies will be adopted by Kudari VDC:

- Conduct awareness activities through media to reduce disasters caused by human activities (*Manab Janya Prakop*),
- Launch the campaign for tree plantation to reduce the effect of cutting down of trees, encroachment of forest and soil erosion,

- Formulate Forest Action Plans of Community Forests in coordination and cooperation with District Forest Office and other partner organisations,
- Initiate the implementation of Forest Conservation Policies,
- In view of the fact that Kudari VDC has already been declared as ODF, conduct and promote more sanitation activities for the sustainability of ODF declaration,
- Encourage the activities to conserve the sources of water and identify alternative water sources and utilize them,
- Initiate special programmes to increase access to Alternative Energy,
- Conduct promotional activities for adapting farming techniques based on organic and sustainable soil management technology,
- Promote Green Road Concept by discouraging the use of heavy equipment and explosive materials in the road construction, and
- Conduct special program to declare Kudari as Smokeless VDC within five years.

5.2 Gender Equality, Social Inclusion and Child Friendly Local Governance

To implement the policy of Gender Equality and Social Inclusion (GESI), and Child Friendly Local Governance (CFLG), Kudari VDC will pursue the following policies:

Orientation towards Gender Equality,

Initiate the system of gender budgeting and its auditing at VDC level,

Ensure meaningful participation of women in development activities and decision making process

Ensure effective implementation and monitoring of activities for the capacity development, active participation, protection and care of women, single women, helpless, *Dalits*, disadvantaged, minority and disabled,

Ensure survival, protection, development and participation of the children through the implementation of children related activities,

Orientation of all the organisation and institutions towards CFLG Guideline 2068 for its effective implementation and

Implement mainstreaming of women and ultra poors into development process in transparent and participatory manner.

5.3 Capacity Development of VDC Capacity Development Plan

| S.N. | Subject Matter | To whom | Budget |
|------|--|--|--------|
| 1 | <ul style="list-style-type: none"> • Local Resource Mobilization and Management Guideline 2069 • Plan Formulation, Implementation, Transparency and Accountability • VDC's Internal Resources, Stakeholder Analysis and Coordination • Formulating VDC Regulation and Implementation | <ul style="list-style-type: none"> • VDC Staffs and Political Parties | |
| 2 | <ul style="list-style-type: none"> • Pre-Construction Management Training • Post-Construction Repair and Maintenance Training | <ul style="list-style-type: none"> • Users' Group | |
| 3 | <ul style="list-style-type: none"> • Local Level Plan Formulation Process and Stages • Functions, Rights and Responsibilities of Ward Civic Forum (WCF) | <ul style="list-style-type: none"> • Member of Ward Civic Forum, Civic Awareness Centre | |
| 4 | <ul style="list-style-type: none"> • Capacity development in Gender Equality and Social Inclusion (GESI) | <ul style="list-style-type: none"> • <i>Dalits</i>, women, network member | |

| | | | |
|---|--|----------------------|--|
| | | (Child club) | |
| 5 | • Income generation and skill development training | • Targeted community | |
| 6 | • Felicitate to best User's Group based on new research and bet planning | • Users' group | |

6. Pogramme Financial Resource Forecast

To implement the targeted activities in this VDPP, forecast of budget is as below:

| Particulars | Fiscal Year and Budget (000) | | | Last 2 Years | Total Budget |
|--|------------------------------|--------------|--------------|--------------|---------------|
| | 2070/71 | 2071/72 | 2072/73 | | |
| a) Internal Source of VDC | | | | | |
| Land Tax | 20 | 35 | 39 | 78 | 172 |
| Recommendation and Registration | 5 | 10 | 10 | 20 | 45 |
| Forest and Herbs Export Tax | 0 | 10 | 11 | 22 | 43 |
| Business Operation Tax | 0 | 2 | 5 | 10 | 17 |
| House rent tax | 5 | 10 | 15 | 30 | 60 |
| Gravel and Sand Tax | 10 | 15 | 20 | 40 | 85 |
| Entertainment Tax | 0 | 1 | 2 | 5 | 8 |
| Fine and Punishments | 1 | 1 | 1 | 2 | 5 |
| Total (a) | 41 | 84 | 103 | 207 | 435 |
| b) External Source of VDC | | | | | |
| VDC Grant | 1050 | 1950 | 1950 | 3900 | 8850 |
| Karnali <i>Rojgar</i> (Employment) | 1500 | 2400 | 3000 | 6000 | 12900 |
| Social Security Allowance | 1800 | 2000 | 2500 | 5000 | 11300 |
| Child Nutrition | 1900 | 1900 | 2500 | 5000 | 11300 |
| Total (b) | 6250 | 8250 | 9950 | 11900 | 44350 |
| c) Grant from Government and Non government Organisations Working in the VDC | 20770 | 21000 | 23000 | 45000 | 109770 |
| Grand total (a+b+c) | 27061 | 29334 | 33053 | 65107 | 154555 |

7. Possibilities and Areas for Increasing Internal Resources /Revenue of VDC

The internal resources are essential to attain the long term vision, goal and objectives of Kudari VDC. External sources are not enough to achieve the set objectives of the VDC and to develop it as self governing local body. Therefore, increasing the internal resource /revenue is the only way to reduce dependency upon outside sources. The following are possibilities for increasing the revenues within the VDC:

- Research and study to identify the possibilities of increasing internal resources,
- Study on rafting feasibility in Tila river for income generation possibilities,
- Proper management of tax on stone, gravel and sand, and
- More effective tax management and strict enforcement of tax rules for collecting land tax, accommodation tax, recommendation charge, vital information registration charge, export and commercial tax.

8. Implementation, Monitoring and Evaluation of Periodic Plan

8.1 Implementation

The periodic plan of Kudari VDC will be implemented immediately after its finalization. This VDPP was submitted to IPFC and VDC council and it was duly approved. Because Kudari VDC is main institution responsible for its effective implementation, sincere efforts will be made to ensure close coordination and cooperation with government and non government organisations working in the VDC. Yearly plan will be developed according to the formats and guidelines developed by Ministry of Federal Affairs and Local Development (MOFALD). The targets as stated in the VDPP will be incorporated in yearly plan and implemented accordingly. Problems and disputes seen during the implementation stage will be addressed by mutual discussion. More importantly, the Periodic Plan and yearly plan will be updated by conducting yearly review.

8.2 Monitoring and Evaluation

Monitoring and evaluation committee will be formed for effective implementation of all programs in the VDC supported by government and non government organizations. Based on the roles and responsibilities mentioned in the Local Resource Mobilization Guideline (LRMG) 2012, the committee will carry out Monitoring and Evaluations of the implementation of targeted activities periodic plan and annual plan using the criteria of the effectiveness, transparency and accountability. It will also give suggestions/advices to the concerned authorities as per the provision of the LRMG.

Above mentioned committee will carry out regular monitoring of all the programs implemented in the VDC and submit a report along with recommendations to VDC council.

- Based on the indicators the committee will monitor the entire program running at VDC separately or jointly.
- Regular supervision mechanism will be devised for regular supervision of all on-going programs.

9. Public and Gender Audit

9.1 Public Hearing, Review and Audit

Detail information related to periodic and yearly planned activities will be provided to all the stakeholders, organisations and community in Kudari VDC. Likewise public hearing, review and public audit will be conducted every year to increase the access of the community to information on the schemes and activities and to ensure the effectiveness of the services provided to the people.

All schemes with cost more than two hundred thousand will display the detail information on schemes including cost on a public notice board (a hoarding board) at project site. Development partner also will be informed to do the same.

Internal and final audit will be performed following the rules and regulations as provisioned in LSGA. The report will be made public and submitted in VDC council. Recommendations of the auditor will be strictly followed and irregularities including the recovery of the amount will be settled as per the instruction of the auditor.

9.2 Gender Audit

All development partners including local bodies have to incorporate gender mainstreaming and social inclusion in their programmes and policies and implement them accordingly to promote equitable development. The following objectives will be adopted for this.

- Institutionalize gender mainstreaming and social inclusion by streaming periodic plan and annual plan at local level;
- Address the goals of GESI in local level structure and work plan;
- Conduct monitoring and evaluation of local level resource mobilization, budget formulation and expenditures from gender and social inclusion perspective;
- Carry out Gender Audit for Monitoring and Evaluation of gender mainstreaming and social inclusion policies and gender responsive budget formulation so that they contribute to the achievement of national development goals and MDGs; and
- Institutionalize the system of gender responsive and social inclusion for good governance.

Gender audit will be carried out each year based on the guideline prepared by MOFALD.

10. Contribution to District Period Plan, Three Years Interim Plan and Millennium Development Goal

There is interrelationship between the VDPP and the District Period Plan (DDP). The large scale investment projects in the VDC which are not possible from the available sources of the VDC, will be the part of district level and national level plans. This VDPP was developed in consistent with the strategies and sectoral priorities of DDP. The vision of the VDPP is to make Kudari a prosperous village by giving priority to agriculture, forest, and trade and infrastructure development.

As mentioned in good governance working policy of Three Years Interim Plan 2013/14 – 2015/16 the VDPP contributes to the following sectors and policies of the Interim Plan.

Increase local level participation in public service delivery _ through sectoral (education, health, agriculture, livestock and other) coordination among local level service providers;

- Ensure public service delivery through effective monitoring mechanism;
- Ensure service providing process transparent, clear and in line with legal procedures through effective implementation of working modality and plan; and
- Contribute to the access of all target groups to sustainable peace and development through social, economic and political empowerment activities.

This VDPP will contribute to achievement of the MDG because the Periodic Plan gives priority to the agriculture sector that will contribute to reduce food deficit and hunger through self employment and income generation activities. Likewise, the Plan gives emphasis to inclusive development, gender equality and empowerment of the women. The plan includes policies, programmes and activities to promote on gender equity, safe motherhood, child education, HIV and AIDS awareness. To reduce climate change and its effects, forest development and conservation, soil erosion control and protection of water resources are incorporated in this VDPP. Safe drinking water and sanitation activities are given special priority in the Plan.

The following table shows the Interrelationship of VDPP with District and National Planning Indicators:

| S.N. | VDPP Indicators | District Periodic Plan Indicators | Three Years Interim Plan Indicators |
|------|--|--|---|
| 1 | Total average income of 580 HHs will be Rs 10 million/year through involvement in commercial farming and non agriculture activities. Due to this living standard will be improved. | Income will be Rs. 150 million from commercial farming and NTFP. | Income in agriculture and NTFP sector will increase from 1.3% to 4.5% and 5% to 6% respectively. |
| 2 | To reduce the effects of climate change 25000 seedlings will be planted in 15 hectares, and soil erosion and disaster will be reduced. | 50 % of 5000 hectares of open area will be afforested and 15% encroached forest will be decreased up to 5%. | - Forest covered area will increase from 39 to 40% - Climate change favourable development program will be implemented. |
| 3 | Social status of targeted group will be improved by the implementation of qualitative education, health services and social infrastructure development program - Literacy rate will reach 100% - 20% increment in school enrolment rate - Access to integrated health Service -95% of HHs | <u>Literacy rate</u> - above 6 years – 75% - Above 15 years – 69% <u>Net enrolment rate</u> - Primary Level -98% - Basic level -70% - Secondary level -69% - ECCD experienced children in grade 1 – 95% - Integrated Health Service - % of safe delivery in the presence of health worker from 42 to 60% - Immunization 1 year below one year age children to be increased to -100% - % of access of people to quality health services to be increased from 60 to 80% | - Primary level enrolment rate to be increased from 95.3% to 100% - Maternal mortality rate to be decreased from 229 per 100000 to 134 per 100000 - Average Life Expectancy to be increased from 69 to 71 years |
| 4 | Access to drinking water, sanitation, irrigation and electricity services by mobilizing local resources will be increased. - 14% HHs will have access to clean drinking water and sanitation. - 100 hectares land will be irrigated. - Access of 1046 HHs to electricity and renewable | - Access of 100% HHs to clean drinking water - ODF District declaration - % of child friendly and disabled people friendly toilets increases from 10 to 100 % and 0 to 15% - Ever-irrigated land from 2200 to 7000 hectares - Semi-irrigated area | - Access to Clean Drinking water from 85% to 96.25% - Sanitation facilities from 62 to 90.5% - Electricity service from 67.3 to 87% |

| | | | |
|---|---|--|--|
| | energy | from 851 to 1500 hectares - 100% HHs have access to alternative renewal energy and electrification in 12 VDC through small hydro-power schemes | |
| 5 | Increase access to transportation through construction and expansion of roads mobilizing equipment and resources: - 45 Km road construction; and - 7 trail/concrete bridge construction | - Length of local road to be increased to 200 Km. from 142 Km - Length of regular running road to be increased to 150 from 87 Km - Construction of concrete bridge to be increased to 6 from 1 | - Road expansion from 25748 to 28748 Km - Expansion of road network to connect all districts |
| 6 | Increase in practice of good governance including gender equality and social inclusion, transparency and accountability - Social /public hearing, review and audit of all development, program at VDC level - Gender audit at least once a year - At least 35% budget will be allocated for target group and expenses to be made to address sectoral objective - 15 % budget to be allocated for agriculture, forest and environment sector and implemented accordingly | - Child marriage to be decreased by 80% - Multiple marriage to be decreased by 70% - Meaningful participation of targeted group in local level structure, planning and implementation | - Maintain good governance in all public and other sector - Social and economic empowerment of targeted group, sector and community |

11. Risk Factors and Mitigation Strategy

Possible risk factors during VDPP implementation stage and its mitigation strategy:

| Risk Factors | Mitigation Strategy |
|---|---|
| 1. In the context of political restructuring process, there is a possibility of changes in VDC structure. | 1. Needs and opportunities identified at ward/cluster level can be addressed through possible new structure. |
| 2. Absence of some stakeholders during VDPP preparation period may affect its implementation. | 2. In time distribution of brochures and efforts for effective implementation of policies, programmes and schemes |
| 3. Limited human resources in VDC office may affect effective implementation and monitoring. | 3. Special priorities will be given to Capacity Development Plan of VDC. |

| | |
|---|---|
| 4. Trend / attitude of political parties towards implementation of programs for their own benefit may misuse the available resources. | 4. Ensure commitment of all political parties and stakeholders |
| 5. Resources, grants and priority sectors of government and non government organisation working in VDC may change. | 5. Efforts will be made to increase internal resources and to increase investment on the basis of need. |
| 6. Climate change and its effects | 6. Adoption of environmentally sound plan during formulating process and judicious utilization of local resources |

Annex 1: List of Development Partners Working in Kudari VDC

| Program Sector | Implementing Organization | Yearly Budget (NRs 000) | Place/Ward | Benefitted HHs | Main Activities | Partner Organisations |
|---|--|-------------------------|------------|----------------|--|--------------------------|
| 1. Economic Development | District Agriculture Development Office | 20 | 1-9 | 1046 | Agriculture Extension Program | Govt. of Nepal |
| | RDGB | 500 | 1-9 | 1046 | Livelihood | World Vision Intl. Nepal |
| | CASDA | 19 | 1 | 150 | Livelihood Improvement Program | World Vision Intl. Nepal |
| | Voc. and Skill Dev. Training Centre, Jumla | 73 | 1-9 | 1046 | Skill Development and Income Generation | Govt. of Nepal |
| Forest | District Forest Office | 20 | 1-9 | 1046 | Community Forest, Capacity Development and Forest Protection | Govt. of Nepal |
| Livestock | District Livestock Service Office | 25 | 1-9 | 1046 | Livestock Health and Development Program | Govt. of Nepal |
| 2. Social Development | District Education Office | 430 | 1-9 | 1046 | School Support Program | Govt. of Nepal |
| | <i>Dalits</i> Service Org. | 1524 | 1-9 | 1046 | Education Program | World Vision Intl. Nepal |
| | KlrDAAK Nepal | 805 | 1-9 | 1046 | Access to Quality Education | UNICEF |
| Health | District Health Office | 150 | 1-9 | 1046 | Regular immunization, health advice and Health check up | Govt. of Nepal |
| | SADA Nepal | 550 | 1-9 | 1046 | Safe Motherhood and Nutrition Program | World Vision Intl. Nepal |
| Targeted Community | INF | 5833 | 1-9 | 354 | Community Health and Nutrition Program | INF |
| | SADA Nepal | 133 | 1-9 | 150 | Child Sponsorship Program | World Vision Intl. Nepal |
| 3. Water Resource Development and Electrification (Drinking Water, Irrigation and Electricity) | | | | | | |
| | Nepal Red-cross | 630 | 1-9 | 1046 | Drinking Water and Sanitation | |

| Program Sector | Implementing Organization | Yearly Budget (NRs 000) | Place/ Ward | Benefitted HHs | Main Activities | Partner Organisations |
|---|------------------------------|-------------------------|-------------|----------------|--------------------------------------|--------------------------|
| | Society | | | | Program | |
| 4. Community Transportation and Infrastructure | CEDA Nepal | 8000 | 1-9 | 1046 | Income Generation and Infrastructure | Poverty Alleviation Fund |
| | Surya Samajik Sewa Sang (4S) | 1443 | 6-7 | 226 | Trail Bridge Construction | TBSU -Helvetas |
| 5. Good Gov. and other | SADA Nepal | 385 | 1-9 | 1046 | Village Development Periodic Plan | LINK/ HELVETAS |
| | RDGB | 150 | 1-9 | 1046 | Social Mobilization | DDC/LGCDP |
| Total | | 20770 | | | | |

Annex 2: Situation and Gap Analysis

| Sectoral Main Issues | Gaps /Need | Plan/Activities |
|---|--|---|
| <ul style="list-style-type: none"> - Agriculture - Lack of commercialization in agriculture - Lack of capacity development of farmers - Lack of improved seeds - Lack of new technologies in agriculture - Lack of irrigation facilities - Traditional farming system - Nominal extension service - Transportation problem - Lack of collection centre - Lack of vocational skill and trainings to farmers | <ul style="list-style-type: none"> - Lack of agri. technology at local level and no proper system developed for agriculture extension service - No capacity development activities to establish agro vet at local level - Lack of resources for investment - Lack of knowledge and capacity at farmer level for usages of seed /seed replacing techniques - Less priority in organic farming techniques - Lack of agri. technology and at local level to provide agriculture extension service and no proper system developed - Lack of capacity development to run Agro vet at local level - Lack of investment resources - Lack of knowledge and capacity among farmers on seed replacing concept after a certain time period - Less emphasis on organic farming techniques - Lack of knowledge on agriculture product market price - Lack of collection centres for collective market development for produced goods - Lack of modernization of local skills | <ul style="list-style-type: none"> - Transfer skills and techniques to 416 farmers about farming using improved technologies - Encourage to establish Agro vet in Kudari Bazaar, Sapulli and Triveni after capacity development training for 3 persons of Kudari, Sapulli and Dhungri - Mobilize 18 Local Resource Person at VDC level through Agriculture, Forest and Environment Committee after capacity development activity - Broadcast the market price of agriculture products through media and establish collection centres with updated price list of local level products - Knowledge, skill and production materials support to 155 farmers of Kudari for commercial farming - Activate at least 50 farmers on production activities with production plan |
| <p><u>Non Agriculture</u></p> <ul style="list-style-type: none"> - Lack of cooperative knowledge - Lack of skilled human resource - Unemployment and lack of | <ul style="list-style-type: none"> - Lack of proper working modality to develop tourism destinations in Triveni and Nuwakot - No entrepreneurship knowledge at local level | <ul style="list-style-type: none"> - After the training in the following topics, relation with local level financial institutions will be built up for necessary investment to start the business: <ul style="list-style-type: none"> ✓ Masson and carpenter training for 300 persons |

| | | | | | | |
|--|---|--|--|---|-------------|-----------------|
| <p>establishment of cottage industries</p> <ul style="list-style-type: none"> - Lack of scale up activities for traditional skills - No proper marketing for NTFP | <ul style="list-style-type: none"> - Lack of resources to start business/entrepreneurship - Need to commercialize | <ul style="list-style-type: none"> ✓ Tailoring training for 27 women ✓ Capacity build up training in traditional skills -7 <p>Find out resources with detail work plan to develop tourism destinations in Triveni and Nuwakot</p> | | | | |
| <p><u>Forest, Environment and Climate Change</u></p> <ul style="list-style-type: none"> - Lack of awareness - Open grazing - Lack of reforestation - Lack of environment protection activities (Plantation, soil erosion control and fire protection) - Lack of forest protection and preservation activities - Uncontrolled NTFP collecting trend | <ul style="list-style-type: none"> - Need to implement collective land tracing - Technical support and capacity build up for environment supportable planning at local level - Need to implement awareness activities to protect environment - Lacking in the identification of disaster prone areas and work plans accordingly - Need to implement community forest related program with detail work plan | <p>To control disaster in Kudari VDC following activities will be conducted:</p> <ul style="list-style-type: none"> ✓ 25000 plant reforestation in 14 places covering 15 hectares in total. ✓ Dam construction in 5 places ✓ Capacity development activities and forest work plan of 14 community forests ✓ Collective land tracing in 9 places (of all wards) | | | | |
| <u>Current Status (based on fact)</u> | | Gap | | Strategy | | |
| | | | | Where | What | How much |
| <p><u>Education</u></p> <p>Enrolment rate and regular attendance rate is very low</p> <ul style="list-style-type: none"> - One Secondary School (SS-22 rooms), three Lower Secondary School (LSS -25 rooms)), five Primary Schools (PS-28 rooms) and 9 ECCD centres (9 rooms) are in Kudari VDC - School Improvement Plan (SIP) was developed in 2012. - Clean drinking water in 2 schools - 10 toilets in 9 schools | <ul style="list-style-type: none"> - Need of 4 buildings, 24 classrooms maintenance and 9 roofing support in 10 schools - Lack of clean drinking water in all schools - Lack of child/girls friendly toilets - Need to adopt child friendly teaching learning method in all schools - Need to support to stores and kitchen rooms for nutrition program for children - Lack of education materials and science lab in schools | <p>Navidada LSS Janjagriti LSS Annapurna LSS Sarswati HSS Kholigaun LSS Gyanjyoti PS Panchashils PS and Bhuwani PS</p> | <ul style="list-style-type: none"> - Classroom - Maintenance - Additional classroom - Roof maintenance - New building construction - Kitchens and stores for nutrition program | <p>24 rooms 18 rooms 9 roofs 4 buildings. 11 Number</p> | | |

| | | | | |
|--|--|---|---|-------------------------------|
| - Science lab and basic educational materials in one school | | | | |
| Health Mother, infant, child mortality rate and malnutrition proportionately not decreased - 10 roomed Health Post and 1 roomed delivery centre - Lack of basic medicine and instruments in health centres and birthing centres - Health services providing by 31 health worker - Regularity in national level campaign - Nominal activities related to 1000 golden days of children - 34% children affected by malnutrition | - Additional need of basic medicine and instruments in health post - Less number of health workers comparing with VDC /population coverage - No regular access of all children in national level campaigns - Lack of child/mother health related awareness activities - No proper utilization of budget allocated for targeted group - Lack of needy materials for disabled - Lack of proper store room and kitchen room in health centres | Kudari VDC | - Store room 1 - Kitchen room 1 - Basic medicines and instruments - Needy materials for 47 disabled persons | |
| Community Infrastructure - 6 Community buildings - Health Post buildings: 2 - Heritage places/temple: 15 - VDC building: 1 | - Lacking in the maintenance of community buildings - Due to lack of community infrastructure capacity development and heritage places preservation work is not in practice. | Sapulli, Nuwakot, Kudari bazaar Tiveni and Dhimkot | - Community building - Training Centre - Learning Centre - Rehabilitation centre for old age and helpless people | 8 9 3 1 |
| Current Status (based on fact) | Gap | Strategy | | |
| | | Where | What | How much |
| Water Resource - Clean drinking water access in 891 HHs - 95% HHs have toilet facility - 60 hector land irrigated by 9 small canals. | - 15% HHs have no access to clean drinking water facility. - 46 HHs have still lack of proper sanitation. - Lack of maintenance of constructed drinking water and irrigation scheme | Padalumsera Hitanbada Danibada Sapulli Nuwakot Chulakot Dhimkot | - Drinking water construction - Maintenance of drinking water scheme - Maintenance and construction of Stone | 5 4 5 9 20 500 |

| | | | | |
|--|--|--|---|-------------|
| | | Kholigaun Dhumrigaun (Kudari ward no. 1 -9) | tap - Toilet construction - Basket management - Irrigation canal construction - Plastic pond construction | 19 25 |
| Electricity, Information & Communication - Expansion of renewable energy: 690 HHs - Mobile access of 948 HHs | - Two hydro power are in under construction - Need to expand renewable energy in remaining 356 HHs - Due to lack of tower mobile network is not working properly - Frequency of community radio is not clear. | - Nangdada and Verikhola - Kudari VDC | - Hydro power under construction - Telephone tower construction - Establish Triveni Community Radio | 2 2 1 |
| Sectoral main issue | Gap | Plan /Activities | | |
| Good Governance - Weak monitoring network at VDC level - No transparent evaluation - No training for users committee - No practice of public hearing and auditing - Lack of access of targeted community in selection and implementation of plan - Lack of capacity development activities - No citizen chartered at VDC level - Other Lack of motivation on research and study | - Lack of leadership role from VDC office in local development activities - Lack of capacity development of local bodies in participatory and inclusive planning process - Lack of coordination and collaboration among the partner organizations working in VDC - Enactive to find out possible internal resources - Need to prepare Citizen Charter - Lack of Capacity development plan of VDC - Need to conduct training based on capacity development plan | - Implement activities based on the VDPP - Incorporate regular monitoring and review of planned activities in yearly plan - Increase access of targeted community to Capacity development and empowerment activities - Ensure at least 35% meaningful participation of targeted group in decision making process at local level structure and organizations - Institutionalise public hearing, review and auditing system at VDC level - Implement capacity development activities incorporating in yearly plan to strengthen the role of VDC as a coordinator and leader in development activities - Conduct research and study to find out internal resource increment possibilities - Ensure at least 35% budget allocation for women, children, <i>Dalits</i> , old aged people, <i>Janjati</i> - Ensure at least 15% budget allocation in agriculture sector for effective implementation of agriculture related activities - Prepare Citizen Charter to be placed it in publicly accessible area. | | |

Annex 3: Brief Profile of VDC

Data Analysis of VDC

District: Jumla

Name of VDC: Kudari

1. Population Details

House Hold Details of VDC

Total HHs: 1046 Dalit HHs: 255 Janjati HHs: 1 Other HHs: 790

Total Population: 6203

Female Population: 3029 Male Population: 3174 Dalit female: 699 Dalit Male: 803

| Particulars | | Total | % | Data Source |
|-----------------|------------|-------|--------|---------------------|
| Dalits | HHs | 255 | 24.37% | VDC Profile 2066 |
| | Population | 1502 | 24.21% | |
| Janjati | HHs | 1 | 0.09% | |
| | Population | 6 | 0.09 | |
| Bramhan | HHs | 408 | 39% | |
| | Population | 3049 | 49.15% | |
| Kshetri/Thakuri | HHs | 382 | 36.52 | |
| | Population | 1646 | 26.53 | |
| Minorities | HHs | 0 | 0 | |
| | Population | 0 | 0% | |
| Total | | | | |

| Particulars | Population in Numbers | Percentage | Data Source |
|--------------------------|-----------------------|------------|---------------------|
| 0 - 3 Years Age Group | 1157 | 18.69% | VDC Profile 2066 |
| 4 - 15 Years Age Group | 1705 | 27.24% | |
| 16 - 60 Years Age Group | 2999 | 48.34% | |
| Age Group above 60 Years | 342 | 5.51% | |

2. Land Ownership, Food Sufficiency, Income and Income Source

2.1 Land Holding Pattern of Households

| | HHs | Landless | Less than 5 Ropani | 5-10 Ropani | More than 10 Ropani | Data Source |
|-----|------|----------|--------------------|-------------|---------------------|---------------------|
| HHs | 1046 | | 105 | 781 | 160 | VDC Profile 2066 |
| % | 100% | | 10.03% | 74.66% | 15.29% | |

2.2 Food Sufficiency Situation of Households

| Food Sufficiency (Own Prod.) | Food Sufficient for 3 months | Food Sufficient of 3-6 months | Food Sufficient for 6-9 months | Food Sufficient for more than 9 months | Data Source |
|------------------------------|------------------------------|-------------------------------|--------------------------------|--|---------------------|
| Number of HHs | 539 | 413 | 80 | 14 | VDC Profile 2066 |
| % of HHs | 51.52% | 39.48% | 8.60% | 1.52% | |

2.3 Income Level of the Households

| | Involved in Cash/ Income Generation (Yearly) | Less than NRs. 30 ,000 | Rs. 30-40 thousand | More than Rs. 40,000 | Data Source |
|-----|--|------------------------|--------------------|----------------------|-------------|
| HHs | | 45 | 120 | 881 | LGCDP |
| % | | 4.30% | 11.47% | 84.22% | |

2.4 Income Source of the Households

| | Income source | Own Agri-farming | Occupational / Business Skills | Foreign Employment | Data source |
|-----|---------------|------------------|--------------------------------|--------------------|-------------|
| HHs | | 536 | 110 | 400 | LGCDP |
| % | | 51.24% | 10.5% | 38.24% | LGCDP |

3. Settlement Details

| Settlements (Tol) and Villages | Ward No. | Name of Main Settlements/ Villages | Total HHs | Dalit HHs | Janjati HHs | Minority HHs | Data Source |
|---|----------|------------------------------------|-------------|------------|-------------|--------------|-------------|
| Padalumshera, Siyalalumshera, Thapa Gaun, Foyalbada | 1 | Padalumshera | 152 | 0 | 1 | 0 | VDC Profile |
| Hitanbada, Sarkibada, Kathyatbada | 2 | Hitanbada | 104 | 50 | 0 | 0 | |
| Danibada, Jogibada | 3 | Danibada | 133 | 51 | 0 | 0 | |
| Sapulli | 4 | Sapulli | 102 | 69 | 0 | 0 | |
| Sapulli | 5 | Sapulli | 72 | 2 | 0 | 0 | |
| Nuwakot, Rautbada | 6 | Nuwakot | 149 | 59 | 0 | 0 | |
| Nuwakot | 7 | Nuwakot | 77 | 0 | 0 | 0 | |
| Chulakot, Kholigaun | 8 | Chuluota | 162 | 24 | 0 | 0 | |
| Dhimkot, Dhumrigaun | 9 | Dhimkot | 95 | 0 | 0 | 0 | |
| Total | | | 1046 | 255 | 1 | 0 | |

Seasonal Migration Status

| Ward No. | Number of Migrants | | | Total |
|----------|--------------------|-----------------|----------------|-------|
| | Within District | Out of District | Out of Country | |
| 1 | 30 | 42 | 25 | 97 |
| 2 | 35 | 88 | 39 | 162 |
| 3 | 77 | 91 | 30 | 128 |
| 4 | 56 | 70 | 42 | 168 |
| 5 | 53 | 38 | 93 | 194 |
| 6 | 72 | 63 | 50 | 185 |
| 7 | 46 | 45 | 90 | 181 |
| 8 | 85 | 60 | 45 | 190 |
| 9 | 40 | 33 | 35 | 108 |
| Total | 494 | 530 | 429 | 1453 |

4. Land Use Details

| | Total area of VDC (Ht) | Agricultural Land | | Forest (Ht) | River Bed / Grazing Land | Data Source |
|--------|------------------------|-------------------|----------------|-------------|--------------------------|--------------------|
| | | Rain fed Land | Irrigated Land | | | |
| Hector | 2813 | 616 | 172 | 683 | 1342 | Land Survey Office |
| % | 100% | 21.89% | 6.11% | 24.28% | 44.15% | |

5. Sectoral Development Details

5.1 Economic Development Sector

| Name | Production (ton/year) | Data Source | Subject | Priority based Ranking |
|------|-----------------------|-------------|---------|------------------------|
|------|-----------------------|-------------|---------|------------------------|

| | | | | |
|---------------------------------|---------|------|----------------------|---|
| Cereal Crops | | | Cereal crops | 1 |
| 1. Paddy | 63.2 | DADO | Grain legume | 2 |
| 2. Maize | 86.4 | DADO | Fruits | 4 |
| 3. Wheat | 34.5 | DADO | Cash Crops | 3 |
| 4. Millet | 31.5 | DADO | Livestock | 6 |
| 5. Barley | 90.1 | DADO | | |
| Cash crops/Vegetables | | | Herbs | 5 |
| 1. Bean | 36.7 | DADO | Skill and employment | |
| 2. Potato | 35 | DADO | Labour related | |
| 3. Garlic | 2 | | | |
| Fruits | | | other | |
| 1. Apple | 35 | DADO | | |
| 2. Peach | 2 | DADO | | |
| 3. Walnut | 1 | DADO | | |
| Herbs | | | | |
| 4. Sugandhwal | 1 MT | DFO | | |
| 5. Ghuchchichyau | 0.005 | DFO | | |
| 6. Kaladana | 0.005 | DFO | | |
| 7. Dhupi | 5 ton | DFO | | |
| 8. Silpadi (Pakhanbhed) | 0.01 | DFO | | |
| Bee keeping/Fishery | | | | |
| 1 Bee Keeping /Honey Production | 0.5 Kg. | DADO | | |

| Sector | Ward No. | Total Numbers | Involved HHs | Sectoral Working Organisations | Data source |
|----------------------------------|----------|---------------|--------------|--------------------------------|-------------|
| Fruits Processing | | 0 | | | VDC Profile |
| Organic Agri-farming | | 0 | | | |
| Compost/Cowshed | | 0 | | | |
| Diary | | 0 | | | |
| Haat Bazar | 1 | 1 | 1046 | RDGB | |
| Cold Store | 6 | 1 | | RDGB | |
| Slaughter House | 1 | 1 | 1 | | |
| Agri-cooperative activities | 1 & 3 | 2 | 1046 | CEDA. & PAF | |
| Agri-Product Processing Industry | | 0 | 0 | | |
| Agro Vet | | 1 | 1046 | Private | |

Livestock

| Particular | Ward | HH Having Livestock | HH Having Commercial Sale of Livestock | Data Source |
|-----------------|------|---------------------|--|------------------|
| Sheep /Goat | 1-9 | 250 | 340 | VDC Profile 2066 |
| Pig / Pork | | 6 | 0 | |
| He /She Buffalo | 1-9 | 23 | 0 | |
| Cow | 1-9 | 1000 | 0 | |
| Poultry/ Duck | 1-9 | 500 | 0 | |

Access to Extension Service

| Particulars | Number | Types of Service | Number of Benefitted HH from Service | Data Source |
|-------------|--------|------------------|--------------------------------------|-------------|
|-------------|--------|------------------|--------------------------------------|-------------|

| | | | | |
|--|--|-----------|------|------------------|
| Agriculture Service Centre /Sub-Centre | 1 | Irregular | | VDC Profile 2066 |
| Livestock Service Centre /Sub-Centre | 1 | Irregular | | |
| Range Post | 1 | Irregular | | |
| Local Resource Persons | 15 | Irregular | | |
| Social Mobilizers | 13 | Regular | 1046 | |
| Regularity in Agriculture Extension Service at Local Level | Lack of Human Resource – Yes/No | | | |

Details of Local Resource Persons

| | Vegetable | Seed Production | Herbs | Live-stock | Experienced Leader Farmer | Social Issues Campaigner | Other | Data Source |
|----------------|-----------|-----------------|-------|------------|---------------------------|--------------------------|-------|------------------|
| Women | | | | | | 9 | | VDC Profile 2066 |
| <i>Dalit</i> | | | | | | 1 | | |
| <i>Janjati</i> | | | | | | 0 | | |
| Other | 9 | 3 | 1 | 2 | 3 | 3 | | |
| Total | 9 | 3 | 1 | 2 | 3 | 13 | | |

Non Agriculture Based

| Particulars | Ward | Qty | Involved HH | Sectoral Working Organisation | Data Source |
|--|---------|-----|-------------|-------------------------------|------------------|
| Traditional Skill (Smelting) mostly performed by black smith for making utensils and tools made of Iron (<i>Aaran</i>) | 3,4,8 | 13 | 3 | | VDC Profile 2066 |
| Improved Oven | 1-9 | 946 | 946 | CEDA Nepal | |
| Small Cottage Industry | | 0 | | | |
| Rural Tourism (Trekking) | 4&5 | 0 | 170 | Tourism Dev. Board | |
| Environment Promotion | | 0 | | | |
| Registered Small and Medium Industries | 1-9 | 6 | | | |
| Forest based Industry | 1,3,7,8 | 4 | 4 | Private | |
| Total | | | | | |

Forest and Environment

| Particulars | Qty | Total Area (Hector) | Involved HH | | HH having access within one hour to forest resources | Data Source |
|-------------------|-----|---------------------|-------------|--------|--|------------------|
| | | | Dalit | Others | | |
| Total forest area | | 683 Ht | | | | VDC profile 2066 |
| Forest | | | | | | |
| Graze | | | | | | |
| National Forest | 1 | | 255 | 791 | | |
| Community Forest | 11 | | 255 | 791 | | |
| Leasehold Forest | 13 | | 255 | 791 | | |

NTPF

| S.N. | Main Product | Involved HH | Yearly Income | Data Source |
|------|----------------|-------------|---------------|-------------|
| 1 | <i>Bayjadi</i> | 1 | 5000 | LGCDP |
| 2 | <i>Gadalno</i> | 1 | 5000 | LGCDP |

Environment and Disaster Management

| Particulars | Ward No. | Areas having problems | Affected HHs | Data Source |
|---------------------------|----------|--|--------------|------------------|
| Main Soil Erosion Areas | 1-7 | Nuwakot, Sapulli, Danibada, Jogibada, Padalumsera, Syala | | VDC Profile 2066 |
| Flood Landslide, fire | 1-9 | All Clusters | 1046 | |
| Effects of Climate Change | 1-9 | All Clusters | 1046 | |

5.2 Social Development Sector

Education Sector

| School | Ward No. | Types (Private, Community/ Govt) | No. of Schools | No. of Teachers | Average time to reach | School going age children (4 to 16 yrs) | Enrolled Students | Dalit (girls and boys) |
|------------------------------------|----------|----------------------------------|----------------|-----------------|-----------------------|---|-------------------|------------------------|
| Early Childhood Development Centre | 1-9 | Govt. | 9 | 9 | 30 min. | 475 | 475 | |
| Primary School | 1-9 | Govt. | 5 | 20 | 20 min. | 1237 | 1420 | |
| Lower Secondary School | 4,8 | Govt. | 4 | 28 | 30 min | 1194 | 1528 | |
| Secondary School | 1,2 | | | | | | | |
| Higher Secondary School | 1,2 | Govt. | 1 | 11 | 30 min | 378 | 761 | |

Data Source: District Education Office

Literacy Rate

| | Above 15 years | Female | Male | Data source |
|----------------------|----------------|--------|--------|-------------|
| Literate Numbers | 4530 | 2217 | 2313 | DEO |
| % of Literate People | 73% | 48.94% | 51.05% | |

Physical Status of Schools

| Particulars | Current Status (in No.) | Usable | Need to Maintain | Data Source |
|--|-------------------------|----------------------|----------------------|---------------------------|
| Building | 11 | 11 | 9 | District Education Office |
| Library/Furniture/Educational Materials | 11 | 11 | Yes | |
| Science Lab | 1 | 1 | 1 | |
| Primary, Lower Secondary, Secondary and Higher Secondary | 5/3/1 | Usable | Yes | |
| Classroom | 19/22/12 | Partially (workable) | Need of 21 new rooms | |
| Building (Concrete/ Tin Shed) | Roofing by Tin | Partially (workable) | Need | |
| Store /Kitchen | Not Any | | Need | |

Health Sector

| Particular | Ward No. | tal N | Types of Services | Beneficiary | Distance for | Physical Status | Data Source |
|------------|----------|-------|-------------------|-------------|--------------|-----------------|-------------|
|------------|----------|-------|-------------------|-------------|--------------|-----------------|-------------|

| | | | Regular | Some-times | HHs | Access | of Health Post | |
|---|-----|----|---------|------------|------|--------|-----------------|--------------------|
| Health Related Human Resource | 1-9 | 31 | Regular | | 1046 | 45 min | Good | Health Post Kudari |
| Dhami /Jhakri (traditional healer) | | | | | | | | |
| Sub health Post/ Village Clinic/ Delivery Centres | 1-9 | 5 | Regular | | 1046 | 15 min | | |
| Delivery Centres | | | | | | | Need | |
| Medicine Store Facility | | 1 | | | | | Need to improve | |
| National Campaign Program (Vitamin A, deworming, Polio, Hepatitis B, Other Immunizes) | 1-9 | | Regular | | 1046 | | | |
| Health Education / Awareness | 1-9 | 1 | Regular | | 1046 | | | |
| Epidemics (Mahamari) Management | | | | | | | | |

Health Problem Seen in VDC

| Particulars | Health Problem | Ward no. | Villages with Health Problems | Affected Population | Age Group | Data Source |
|---------------------|----------------|----------|---|---------------------|-----------|-------------|
| Water born Diseases | Diarrhoea | 1-9 | Sapulli, Chulakot, Nuwakot and Danibada | 180 | 0-60 | Health Post |
| | Dysentery | 1-9 | Sapulli, Chulakot, Nuwakot and Danibada | 380 | 0-60 | Health Post |
| | Typhoid | 1-9 | Sapulli, Chulakot, Nuwakot and Danibada | 45 | 0-60 | Health Post |
| Other Diseases | Respiration | 1-9 | Sapulli, Chulakot, Nuwakot and Danibada | 53 | 0-60 | Health Post |
| | HIV and | 1-9 | 0 | 0 | 0 | Health |

| | | | | | | | |
|-----------------------|------------------|-----|---|------|-------|--|-------------|
| | AIDS | | | | | | Post |
| | T.B. | 1-9 | Sapulli, Chulakot, and Nuwakot Danibada | 4 | 60 | | Health Post |
| Other Issues of Women | Uterus Prolapse | 1-9 | Sapulli, Chulakot, and Nuwakot Danibada | 35 | 20-45 | | Health Post |
| | <i>Chhaupadi</i> | 1-9 | Sapulli, Chulakot, and Nuwakot Danibada | 1520 | | | Health Post |
| Other | Malnutrition | 1-9 | Sapulli, Chulakot, and Nuwakot Danibada | 381 | 0-6 | | Health Post |

| Types of Disability | Ward No. | Total No. | Data Source |
|---------------------|----------|-----------|---------------|
| A class | 1-9 | 4 | Office of VDC |
| B Class | 1-9 | 4 | Office of VDC |
| C Class | 1-9 | 9 | Office of VDC |
| D Class | 1-9 | 30 | Office of VDC |

Community Infrastructure

| Particulars | Ward No. | Total No. | Beneficiaries | Status of Infrastructure | Data Source |
|--|----------|-----------|---------------|--------------------------|---------------|
| Community Buildings | 1-9 | 6 | 620 | Need to maintain | Office of VDC |
| Community Radio/Training Centre | 1-9 | 0 | | | Office of VDC |
| Women and Children /Elderly Homes and Disabled Helpless people rehabilitation centre | 1-9 | 0 | | | Office of VDC |
| Temple and other Heritage Assets | 1-9 | 15 | 360 | Damaged | Office of VDC |
| Agriculture/Non agriculture product Collection Centre | 1-9 | 0 | | | Office of VDC |

1.3 Water Resource Development and Electrification

Drinking Water and Sanitation

| Particulars | Total No. | Ward No. | Benefitted HHs | | Functioning or Not | Need Repair & Mainten. | Technician for Repair and Maint. (Yes/No) | Fund for Repair & Maint. (Y/N) |
|-----------------------|-----------|----------|----------------|--------|--------------------|------------------------|---|--------------------------------|
| | | | Dalits | Others | | | | |
| Drinking Water | 45 | 1-9 | 200 | 691 | 25 | 40 | Yes | No |
| Piped Water Tap | | | | | | | | |
| Stone Taps | 4 | | | | | | | |
| Wells | | | | | | | | |
| Tube wells | | | | | | | | |
| Rain Water Collection | | | | | | | | |
| Sanitation | 1000 | 1-9 | 209 | 791 | 788 | 1046 | No | No |

| | | | | | | | | |
|----------------------------|--|--|--|--|-----------|--|--|--|
| Public and Private Toilets | | | | | (kachchi) | | | |
| Awareness Activities | | | | | | | | |
| Data Source: VDC | | | | | | | | |

Irrigation

| Particular | Ward No. | No of const. | Beneficiary HH | | Irrigation Area (hector) | Facility Seasonal/ Whole year | No. of users' groups | Repair & Maint. Fund |
|----------------------------|----------|--------------|----------------|-------|--------------------------|-------------------------------|----------------------|----------------------|
| | | | Dalit | Other | | | | |
| Drain /Canal | 1-9 | 16 | 255 | 791 | 60 | Seasonal | 2 | N/A |
| Pond | | 0 | | | | | | |
| Rain water/ Sprinkler | | 3 | | 3 | | | | |
| Source of Information: VDC | | | | | | | | |

Electricity

| Particulars | Ward No. | Capacity | No. | Consumer HH | | Source of information |
|--|----------|------------|-----|-------------|--------------------|-----------------------|
| | | | | Dalit | other | |
| Hydro power / Peltric Set (Under construction) | 4 & 5 | 21/18 watt | 2 | | Under construction | VDC Profile 2066 |
| Renewable Energy (Solar) | 1-9 | | | 150 | 650 | |
| Wood/firewood | 1-9 | | | 255 | 791 | |
| Telephone /Mobile | 1-9 | | | 100 | 423 | |
| Radio | 1-9 | | | 100 | 500 | |

5.4 Community Transport and Infrastructure Sector

| Particulars | Number | K M | One way distance to main road | Main road access HH within one Hour | Distance from VDC to DDC | Source of Information |
|----------------------|--------|-----|-------------------------------|-------------------------------------|--------------------------|-----------------------|
| Black top road | | | | | | VDC |
| Gravelled road | 1 | | | 1046 | 20 | |
| Seasonal /rough road | 3 | 15 | | 1046 | 20 | |
| Trail Bridge | 1 | | | 1046 | 20 | |
| Tuin (wire bridge) | 0 | | | | | |
| Wooden bridge | 10 | | | | | |

Governance and Other Details

| Sectoral Schemes Prepared at VDC Level | Year | Support from | Duration of Scheme | Implementation (Y/N) | Source of information |
|--|------|--------------|--------------------|----------------------|-----------------------|
| 1. VDC Profile | 2069 | VDC itself | | Yes | VDC Profile |
| 2. Capacity Development Plan of VDC | N/A | | | | |
| 3. Water consumption master plan | N/A | | | | |
| 4. School Improvement | 2069 | DEO | | | |

| | | | | | |
|--|-----|--|--|--|--|
| Plan | | | | | |
| 5. Village Level Small Industry Development Plan | N/A | | | | |
| 7. Road Master Plan | N/A | | | | |
| 8. VDPP / Strategic Plan | N/A | | | | |

VDC Level Organisation, Human Resource and Access

| Organisation in VDC | Number | Member | | | | | Executive Board | | | Source of Information |
|--|--------|--------|------|-------|----------|--------|-----------------|-------|----------|-----------------------|
| | | Female | Male | Dalit | Janajati | Others | Female | Dalit | Janajati | |
| Non-Govt. Organisations | 13 | | | | | | | | | VDC Profile |
| Users' Groups (forest, drinking water, irrigation, construction) | 7 | | | | | | | | | |
| Agriculture Forest Environment Committee | 0 | | | | | | | | | |
| Management Committees (School, Health) | 10 | | | | | 72 | 18 | 10 | | |
| Child Clubs | 9 | | | | | 61 | 45 | 43 | | |
| Para legal | 1 | 15 | | | | | | | | |
| Community Institutions (Forest Users' Groups) | 13 | | | | | | | | | |
| Cooperatives | 1 | 25 | 45 | | | | 3 | 5 | | |
| Non-Govt. Organisations | | | | | | | | | | |
| Civic Awareness Centres | 1 | 40 | 0 | 40 | 0 | 0 | 2 | 3 | 0 | LGCDP |
| Ward Civic Forums | 9 | 126 | 99 | 54 | 0 | 0 | 0 | 0 | 0 | LGCDP |

Skilled Human Resources

| | Mason/ Carpenter | Tailor | Cobbler | Goldsmith / Blacksmith | Plumber | Electrician | Toilet Technician | Trail Bridge | Handicraft | Source of Information |
|--------------|------------------|--------|---------|------------------------|---------|-------------|-------------------|--------------|------------|-----------------------|
| Total Number | 62 | 5 | 2 | 4 | 2 | 3 | 50 | 0 | 6 | LGCDP |
| Women | 0 | 0 | 0 | 0 | 0 | 0 | 0 | 0 | 0 | LGCDP |
| Active | 52 | 2 | 2 | 2 | 0 | 3 | 20 | 0 | 3 | LGCDP |
| Inactive | 10 | 0 | 0 | 2 | 2 | 0 | 30 | 0 | 3 | LGCDP |

Target Group Support

| | Elderly people | Helpless | Conflict Affected | Single Women | Child Nutrition | Children | Dalit / dis-advantaged group | Information source |
|------------------------------------|----------------|----------|-------------------|--------------|-----------------|----------|------------------------------|--------------------|
| Number | 292 | 10 | 23 | 59 | 0 | 1100 | | Office of VDC |
| Annual Allocated Budget (thousand) | 180 | 60 | 0 | 29.5 | 0 | 1900 | | |

Auditing and Monitoring

| Particulars | No | Name of Scheme | Information Source |
|---|-----------|-----------------------|---------------------------|
| Regularly Monitored Scheme | 1 | Mini- Hydro Power | Office of VDC |
| Public hearing, review and audit and completed scheme | No | | |

Annex 4: Ward Level Need Identification of Kudari VDC

Ward Number: 1

Participants: 56, Female: 16, Male: 40

| Economic Development Sector | Social Development Sector |
|---|--|
| <ol style="list-style-type: none"> 1. Vegetable farming in Pahada and Syalalumsera and bean farming in Thapagaun 2. Paddy and millet farming using improved seed varieties 3. Apple farming 4. Conduct trainings for the Capacity development of farmers 5. Arrange training in weaving of carpet and blanket (Radhi and Pakhi) and in tailoring for the development of cottage and small industry. 6. Establishment of Nursery and Production of Seedlings 7. Plantation on open and uncovered hills and other possible areas 8. Conduct Orientation Program to manage open grazing 9. Plantation on unused and open lands in the ward 10. Herbal nursery establishment and preservation of local herbs 11. Establish collection centre at VDC level 12. Dam construction in soil erosion areas 13. Poultry farming for income generation 14. Mobilize LRP by their Capacity development 15. Conduct one Household one garden concept 16. Conduct Cooperative training in VDC 17. Promotional activities to preserve traditional skills and use of modern tools for the promotion of cottage industries | <ol style="list-style-type: none"> 1. Recruit teachers to manage/maintain classroom for Early Childhood Development Centre (ECDC) 2. Manage class rooms and maintain them for children's education 3. Manage library and furniture 4. Arrange the fencing of the school 5. Manage store rooms and kitchens for nutrition activity 6. Manage Delivery centre 7. Establish new sub health post in Thapagaun 8. Conduct training for women to enhance skills and level of awareness 9. Conduct leadership development, capacity building and extracurricular activities for the children and for the institutional development of Child Clubs 10. Manage nutrient food for children having malnutrition 11. Construct /maintain child/disabled people friendly infrastructure 12. Manage disabled persons friendly educational materials at ward level 13. Manage Elderly Homes for aged people at ward level. 14. Conduct Computer Training for 25 women and children at VDC level 15. Construct disabled persons friendly infrastructure at VDC level 16. Construct building for women's cooperative 17. Establish poultry firm as income generation activity for disabled people. 18. Conduct skill based training for disabled persons 19. Upgrade the condition of Police Post and 20. Upgrade Sub-Health Post 21. Effective Implementation of One house One Garden policy - Karnali Employment Project |
| Physical infrastructure development sector | Water resource and electrification sector |
| <ol style="list-style-type: none"> 1. Construct rehabilitation centre for old aged, disabled, and helpless people 2. Manage drinking water and rain water collection facilities at ward level 3. Construct public toilets at ward level 4. Demand collection for Serikulo and | <ol style="list-style-type: none"> 1. Demand for bridge construction to link Kudari bazaar with Tamti VDC 2. Demand of wooden bridge for Thapagaun in Gadchaur 3. Completion of regular project –Panch Rural Agriculture Road 4. Construct irrigation pond to reuse the water of |

| | |
|--|---|
| <p>Gadchaur small canal</p> <p>5. Mange electricity and renewable energy at ward level</p> <p>6. Demand for telephone and television tower at possible place of Kudari</p> <p>7. Demand for Jhalne Road from Chalne Simibhid.</p> <p>8. Dam construction from Baluwa to Veukuna.</p> | <p>tap.</p> <p>5. Demand of drinking water Kudari Bazaar including Pahada, Lumsera, and Syalalumsera</p> <p>6. Construction of trail bridge in Pahada Lumsera</p> <p>7. Need of proper plan and its implementation</p> <p>8. Need of capacity development activities to users' group committee/members for proper</p> |
|--|---|

Ward No.: 2

Total Participants: 43F(emale: 19, Male: 26)

| Economic Development Sector | Social Development Sector |
|---|---|
| <ol style="list-style-type: none"> 1. Promote improved bean as cash crop 2. Manage one house ,one garden to promote fruit farming 3. Promote improved cereal crops 4. Commercialize Jersey cows livestock farming 5. Conduct capacity development of farmers and support to develop business plans 6. Expand the access to agricultural instruments to promote seed, fertilizer and organic pesticides 7. Adopt improved technologies for improved cowsheds and manure fertilizer for sustainable soil management techniques 8. Preserve small and cottage industries and skills and promote traditional carpet and blanket (Radhi and Pakhi) and NTFP industry 9. Establish and manage nursery 10. Dam construction in disaster affected areas 11. Plantation activities at ward level 12. Implement income generation activities for Diyalo Civic Awareness Centre 13. Develop and implement farmers 'production and business plan | <ol style="list-style-type: none"> 1. Infrastructure development in school 2. Improve and maintain school rooms and construct concrete school building 3. Manage store room and kitchen for nutrition activity 4. Construct delivery centre and arrange health worker at ward level 5. Conduct skill base training (tailoring, shoe sewing, carpenter and mason) for Dalit community 6. Manage scholarship for the children of deprived community 7. Institutional development of Child Clubs through capacity development and extracurricular activities 8. Conduct awareness raising and income generation training (tailoring , knitting) for women 9. Conduct poultry farming and mechanical training for disabled 10. Construct Elderly homes and build and preserve pubic shelter homes 11. Conduct Computer Training for women and children at VDC level 12. Conduct veterinary training for youths of Dalit community 13. Demand for fencing the one house one garden |
| Physical Infrastructure Development Sector | Water Resource and Electrification Sector |
| <ol style="list-style-type: none"> 1. Construct Training centre in ward 2. Build Rehabilitation Centre at ward level 3. Construct Collection Centre for agriculture and non agriculture products 4. Construct rural road from Kudari bazaar –Sa. H.S.S. to Jaktakholi. 5. Construct concrete bridge to link Kudari bazaar with Tamti VDC. | <ol style="list-style-type: none"> 1. Maintain and Repair drinking water 2. Collection of rain water for irrigation 3. Construct public toilet at ward level 4. Construction of small irrigation canal and maintenance of existing canals 5. Demand for hydro power scheme. 6. Demand for telephone and television tower 7. Institutional and good governance development sector |

| | |
|--|---|
| | 8. Develop mechanism for, regular monitoring and review of all the sectoral schemes for their effective implementation at VDC level |
|--|---|

Ward No.: 3

Participants: 42 (female: 30, male: 12)

| Economic Development Sector | Social Development Sector |
|---|---|
| <ol style="list-style-type: none"> 1. Promote improved variety vegetable farming 2. Promote improved variety cereal crops 3. Construct one garden in each home 4. Start up Jersey cow keeping business 5. Develop Market for agriculture and non agriculture products 6. Conduct capacity building training for farmers 7. Preserve small cottage industry and conduct training in traditional knitting skill development in blanket and carpet (Raddi and Pakhi)-and tailoring skill. 8. Promotion of small cottage industry related to gold, silver, brass and iron smelting (Aaran). 9. Establish nursery and carry out plantation activity 10. Dam construction in affected area 11. Establish library and campus at ward level 12. Conduct literacy classes at ward level to raise awareness level of women and men. | <ol style="list-style-type: none"> 1. Improve and maintain school rooms 2. Construct concrete school building 3. Manage store room and kitchen for nutrition activity 4. Demand for delivery centre and primary health centre at ward level. 5. Provide improved breed cow, Jersey to Dalit community for income generation activities 6. Conduct skill based training for Dalit community people 7. Conduct capacity development training for women 8. Need of child friendly buildings and support in stationary and conduct extracurricular activities for children 9. Institutional development of Child Clubs through leadership development training 10. Conduct income generation, skill based training for disabled and support in poultry farming 11. Conduct awareness training 12. Need of disabled persons friendly infrastructure 13. Need of a building for VDC level Pragatishil Disable Committee 14. Manage Elderly homes and public shelter houses and resting place (Chautari) at ward level 15. Demand of community buildings 16. Manage separate educational materials and textbooks for disabled children. 17. Conduct mechanical training for disabled persons in the VDC |
| Physical infrastructure development sector | Water resource and electrification sector |
| <ol style="list-style-type: none"> 1. Establish herbal and medicinal plants collection and processing centre at ward level 2. Construct public toilet 3. Need of a telephone and a television tower 4. Need of agriculture road construction | <ol style="list-style-type: none"> 1. Need of drinking water facility 2. Management of rain water collection facility 3. Maintenance and construction of irrigation canal and construction of big water tank 4. Construction of a plastic pond at ward level 5. Construction of hydro power 6. Promotion of renewable energy |
| Institutional and good governance development sector | |
| <ol style="list-style-type: none"> 1. Develop mechanism for effective implementation, regular monitoring and review of all the sectoral schemes at VDC level 2. Conduct capacity development training for community people, staffs of VDC and members of users group 3. Conduct awareness campaign based on community related issues | |

Ward No.: 4

Total participants: 52 (female: 17, male: 35)

| Economic Development Sector | Social Development Sector |
|---|--|
| <ol style="list-style-type: none">1. Promotion of bean (Simi) farming2. Promotion of improved cereal crops3. Expansion of Apple farming4. Improved bred sheep and goat farming5. Conduct capacity development training for farmers6. Conduct additional capacity build up training to preserve traditional skills like iron smelting in traditional oven, homemade carpet (Raddi) and blanket (Pakhi) and gold and silver ornaments7. Develop and promote Triveni as religious rural tourism place8. Establish rice and flour mill at ward level9. Establish nursery and manage it10. Reforest on open and uncovered hilly slope land11. Retaining wall and dam construction and management in disaster prone areas | <ol style="list-style-type: none">1. Build and maintain classrooms and building2. Construction of concrete school building3. Manage store room and kitchen for school nutrition activity4. Demand for a primary care centre at ward level.5. Conduct skill based training for Dalits6. Conduct awareness raising training7. Tailoring training for women to improve livelihood8. Construct community building for women9. Conduct capacity development training for women10. Establish Early Childhood Care Development Centre (ECCDC) centre in ward11. Conduct capacity development training for the institutional development of Child Clubs12. Need of leadership training and extracurricular support for children13. Conduct skill based training for disabled and support in materials as per need14. Construct disable friendly infrastructure at school15. Conduct training for raising awareness about disability16. Need of a Elderly home at the ward level17. Construct shelter and resting place (Pati Poway), and open resting place (Chautari), preserve and maintain them |
| Physical Infrastructure Development sector | Water resource and electrification sector |
| <ol style="list-style-type: none">1. Upgrade of Ward level trail and mule trails2. Construct Early Childhood Care Development Centre (ECCDC) at ward level3. Need to construct child friendly buildings at ward level4. Construct community building5. Construct Rehabilitation Centre at ward level6. Construct public toilet at ward level7. Need of agriculture road8. Need of trail bridge9. Institutional Dev. and Good Governance10. Need to develop mechanism for effective implementation, monitoring and review of all the sectoral schemes at VDC level | <ol style="list-style-type: none">1. Need of clean drinking water2. Conduct visit home programme for personal and group hygienic and sanitation activity3. Manage the Fund for repair and maintenance of drinking water facility4. Need of rain water collection tank5. Construction and maintenance of irrigation canal6. Need of pond made of plastic materials7. Hydro power construction and maintenance8. Need for a Telephone and television tower construction at VDC level9. |

| | |
|---|--|
| 11. Need to conduct capacity development training for community people, staffs of VDC and members of users' group | |
|---|--|

Ward No.: 5

Participants: 26 (Female: 16, Male: 10)

| Economic development Sector | Social Development Sector |
|--|--|
| <ol style="list-style-type: none"> Promote improved variety of cash crops Promote improved variety of cereal crops Promote apple fruit farming Improved breed livestock farming Capacity development training for farmers Proper management of agriculture inputs, fertilizer and organic pesticides Conduct training for promoting traditional skills like making baskets (Doko) from bamboo trees and wooden plough (Halo) Establish rice and flour mill, and saw mill Establish nursery and manage it Reforest on open and uncovered hilly slope land Develop community forest Construct retaining walls and dam in disaster affected areas | <ol style="list-style-type: none"> Construct concrete school buildings in school Construct and manage school classroom Construct kitchen room and store room for nutrition program Conduct literacy class at ward level Proper management of primary health post and village clinic Conduct capacity development training for community health volunteers Conduct capacity development and skill development training for women Construct community building for women Conduct capacity development training for children and conduct program for child nutrition Construct child friendly building and manage educational materials Conduct skill based training including tailoring for disabled persons Construct public shelter and resting houses (Pati Pouwa), and open resting place (Chautari), and preserve them Demand for construction of community building and rehabilitation centre |
| Physical infrastructure development sector | Water resource and electrification sector |
| <ol style="list-style-type: none"> Need of a Telephone and Television tower construction Need of agriculture road Trail bridge construction and maintenance <p>Institutional and good governance development sector</p> <ol style="list-style-type: none"> Arrange public hearing, review, monitoring, evaluation and auditing activities of development schemes as regular and mandatory activities Conduct capacity development training for community members and VDC | <ol style="list-style-type: none"> Need of clean drinking water Need of rain water collection tank and its use Need of toilet construction Construct and maintenance of irrigation canal Need of Plastic pond Need of electricity power construction and maintenance |

Ward No=: 6

Participants: 36 (female: 16, male: 20)

| Economic development Sector | Social Development Sector |
|--|--|
| <ol style="list-style-type: none"> Promote improved variety of bean as cash crops Promote improved variety of cereal crops | <ol style="list-style-type: none"> Improve and maintain classroom Construct concrete school building Manage furniture for classroom |

| | |
|--|--|
| <ol style="list-style-type: none"> 3. Promote apple farming 4. Improved breed cow, for example, Jersey, farming 5. Construct agriculture and non-agriculture products collection centre 6. Capacity development training for farmers 7. Increase access to agriculture inputs 8. Improve cow/buffalo shed and farm yard manure for sustainable soil management techniques 9. Conduct skill development training to generate income and to promote traditional skills 10. Construct Nuwakot Nau Okhal and manage maintenance fund 11. Establish saw mill, rice mill and flour mill 12. Establish nursery and conduct plantation 13. Develop community forest and conduct reforestation 14. Collection and proper management of Ghodamachcha 15. Retaining wall and dam construction and plantation in disaster affected area 16. Terrace improvement in cultivatable slope land 17. Conduct fencing activity to provide support one to house one garden program 18. Conduct irrigation and training program for effective implementation of apple farming 19. Prepare local resource persons for apple farming | <ol style="list-style-type: none"> 4. Construct kitchen room and store room for school nutrition program 5. Need of sub health post 6. Need of AHW and nurse 7. Conduct capacity build-up training to raise awareness in Dalit community 8. Conduct training in masonry and carpentry for Dalit to increase their income generation 9. Conduct training for women's capacity development and income generation 10. Need of a community building for women 11. Start Literacy for Women class in the ward and enhance its effectiveness 12. Conduct capacity development and leadership training for children. 13. Conduct extracurricular activities for children at ward level 14. Arrange educational materials in schools 15. Support in poultry farming for income generation 16. Set up disable friendly environment at school 17. Maintenance and Construction of heritage inn 18. Establish Elderly Care Home and Rehabilitation Centre at local level |
| Physical Infrastructure Development Sector | Water Resource and Electrification sector |
| <ol style="list-style-type: none"> 1. Construct VDC level building for Dalit 2. Construct Swasthani and Shiva Temple 3. Open mule track from Bhadkhola to Malikathata 4. Construct child friendly building at ward level 5. Demand for trail bridge at Simkune 6. Demand for maintenance of wooden bridge 7. Demand for agriculture road from Triveni to Puranakhark Panikhola 8. Demand for mule track from Gaun to Lagna 9. Reforest on open and uncovered hilly slope land 10. Develop Tathidanda Lata Masto Temple as tourism destination | <ol style="list-style-type: none"> 1. Irrigation facilities from Dhupirukh Hamale to Pet 2. Improved water mill and oven 3. Manage repair and maintenance fund for drinking water scheme. 4. Construct public toilet 5. Manage wastage collection basket, arrange a place for washing dishes and a place for drying washed dishes 6. Manage and mobilize repair and maintenance fund 7. Construct small hydro- power and manage repair and maintenance fund 8. Request to construct telephone tower 9. Completion of Nangadada small hydro-power |
| Institutional and good governance development sector | |
| <ol style="list-style-type: none"> 1. Demand for establishing Police Post at Motana Chaur, between Tamti, Kudari and Malikathata. | |

2. Manage public hearing, review, monitoring , evaluation and public auditing as regular and mandatory for effective implementation of all sectoral schemes at VDC level
3. Capacity development training for the community and VDC

Ward No.r: 7

Participants: 40 (Female: 11, Male: 29)

| Economic Development Sector | Social Development Sector |
|--|--|
| <ol style="list-style-type: none"> 1. Promote improved variety vegetable farming 2. Promote improved variety of cereal crops 3. Expansion of apple farming 4. Manage improved Jersey cow farming 5. Conduct capacity development training for local resource persons and mobilize them 6. Conduct training for farmers and arrange exposure visit for them capacity development 7. Need to access in agriculture equipments and cowshed improvement and need of organic pesticide expansion. 8. Promote homemade blanket and carpet (Raddi and Pakhi) making skills 9. Construction of Nine traditional grinder (Okhal) in Nuwakot and manage repair & maintenance fund 10. Establish improved water mill, saw, rice and flour mills 11. Establish nursery and manage it properly 12. Collection and proper management of Ghodamachcha | <ol style="list-style-type: none"> 1. Physical improvement and classroom construction in schools 2. Construct kitchen and store rooms in school for nutrition activity 3. Construct sub health post 4. Need of Auxiliary Health Worker (AHW) and Women Health worker 5. Conduct capacity development training for women 6. Women literacy class in the ward 7. Construct Swasthani and Shiva temples 8. Capacity development and leadership training for children 9. Manage extracurricular activities and educational materials 10. Demand for the construction of child friendly building in the ward 11. Income generation activities for disabled persons 12. Construct and manage visitor's home and shelter (Pati Pouwa) and resting place 13. Construct and manage community building and rehabilitation centre 14. Establish collection centre for agriculture product and non-agricultural products 15. Construct Shiva Temple 16. Construct community building and rehabilitation centre |
| Physical Infrastructure Sector | |
| <ol style="list-style-type: none"> 1. Need of telephone and television tower 2. Construct concrete bridge to link Kudari with Tamti 3. Need of a trail bridge over Bhattekhola 4. Demand for gravel road from Gaun to Narapi | |
| Institutional and good governance development sector | Water resource and electrification sector |
| <ol style="list-style-type: none"> 1. Demand for establishing Police Post at Motana Chaur, between Tamti and Kudari, and Malikathata. 2. Arrange public hearing, review, monitoring, evaluation and public auditing activities as regular and compulsory activities for effective implementation of all programs at VDC level, 3. Conduct capacity development training community people and VDC staffs and other | <ol style="list-style-type: none"> 1. Construct public toilets in the ward. 2. Construct irrigation canal and manage repair & maintenance fund |

Ward No.: 8

Participants: 45 (female: 18, male: 27)

| Economic Development Sector | Social Development Sector |
|--|---|
| <ol style="list-style-type: none"> 1. Promote improved variety of cash crops 2. Promote improved variety of cereal crops | <ol style="list-style-type: none"> 1. Need to establish secondary school in the ward |

| | |
|--|---|
| <ol style="list-style-type: none"> 3. Expansion of apple and walnut farming 4. Livestock farming (Improved breed Jersey cows, improved breed sheep and goats) 5. Conduct capacity development training for local resource persons and manage their mobilization 6. Demand for the agricultural product collection centre in the ward 7. Manage improved variety of seed 8. Improve cattle sheds and manure, and prepare and expand organic pesticide 9. Capacity development training for masons and carpenters 10. Need of building and training materials for orientation and registration process training for the development of small and cottage industry 11. Need to establish Saw, Rice and Flour Mill 12. Establish nursery with proper management 13. Reforestation in open places 14. NTFP Nursery establishment, management and tracing 15. Demand for Fencing of One house One Garden 16. | <ol style="list-style-type: none"> 2. Conduct Literacy class in the ward 3. Construct building and roofing support for early childhood development centre 4. Construct concrete school building 5. Construct kitchen and store rooms in schools for nutrition activity. 6. Demand for the construction of sub health post 7. Need of AHW and ANM women health worker 8. Scale up of traditional smelting ovens (Aaran) (Blacksmiths produce utensils and tools made of iron using the smelting oven, called Aaran in Nepali) 9. Conduct awareness training at ward level 10. Income generation training for Dalit community 11. Conduct training (on tailoring, knitting) for women for their capacity development and income generation 12. Manage Tiffin in women's literacy classes for its effectiveness 13. Need of extracurricular activities for children 14. Leadership and capacity development training for institutional development of child clubs 15. Training for disabled persons 16. Introduce identification card for the disabled considering their condition and extent of disability 17. Support to establish poultry farming for income generation of disabled persons 18. Need of resting places (Chautari) in the ward. 19. Need to support in Proper health check-up and medicines for elderly people |
| Physical Infrastructure Development Sector | Water Resource Dev. and Electrification Sector |
| <ol style="list-style-type: none"> 1. Dam construction and reforestation in disaster prone area 2. Trail construction 3. Construction of community building in Chulakot and Kholigaun 4. Need of a child friendly building 5. Need of fencing and protection of Machhaldeu temple 6. Need of a community building, Elderly home and rehabilitation centre 7. Fencing and reforestation in Kholigaun Secondary School and Chulakot Nima 8. Institutional development and good governance sector: 9. To make public hearing, review, monitoring , evaluation and public | <ol style="list-style-type: none"> 1. Need of clean drinking water facility 2. Demand for a rain water collection facility 3. Construction of public toilet at ward level 4. Irrigation canal construction and maintenance 5. Demand for hydro power 6. Need of a telephone tower in the VDC 7. Completion Panch Rural Agriculture Road as regular program 8. Construct Trail from Kholigaun to Lek 9. Construct Trail from Chulakot to VDC 10. Construct wooden bridge on the way of Lapkalthola, Kholigaun and Lek 11. Construct wooden bridge in Chulakot Lakpa Ghatta 12. Construct trail bridge for ward no. 8 |

| | |
|---|-----------|
| <p>auditing activities will regular for effective implementation of all sectoral programs at VDC level</p> <p>10. Conduct training for capacity development at community and VDC levels</p> <p>11. Conduct training and workshops for the capacity development of users' committees</p> | community |
|---|-----------|

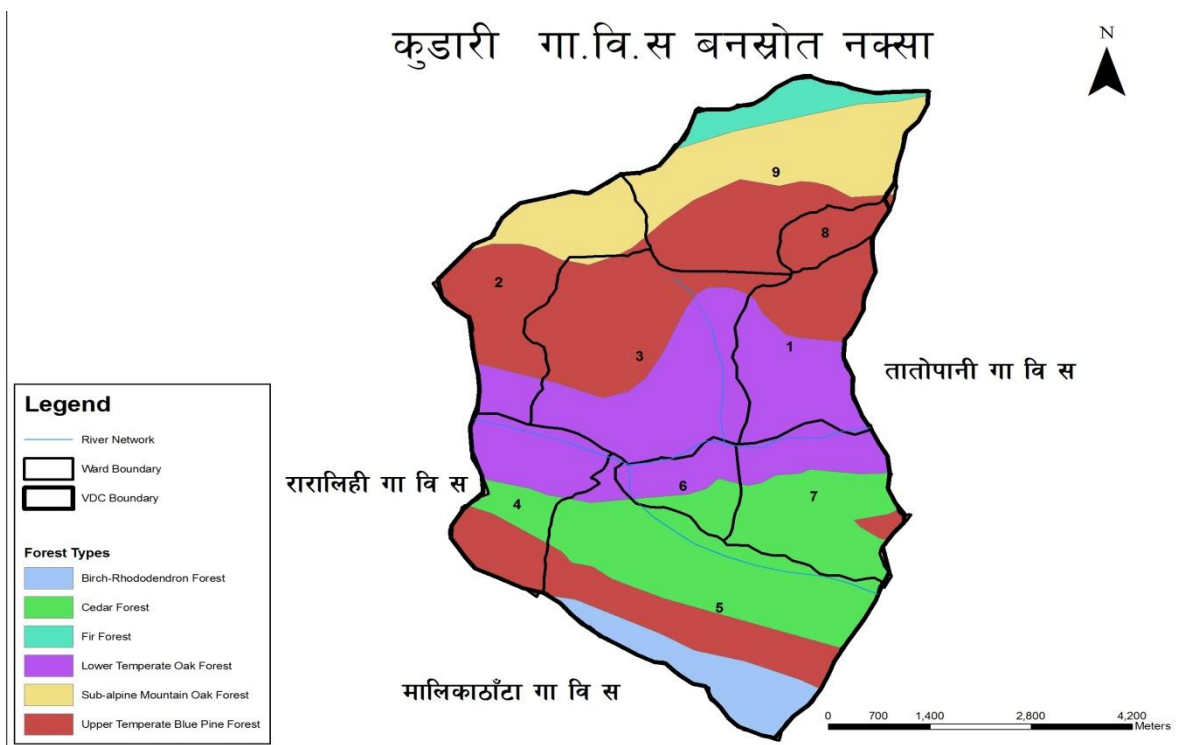
Ward No.: 9

Participants: 45 (Female: 21, Male: 24)

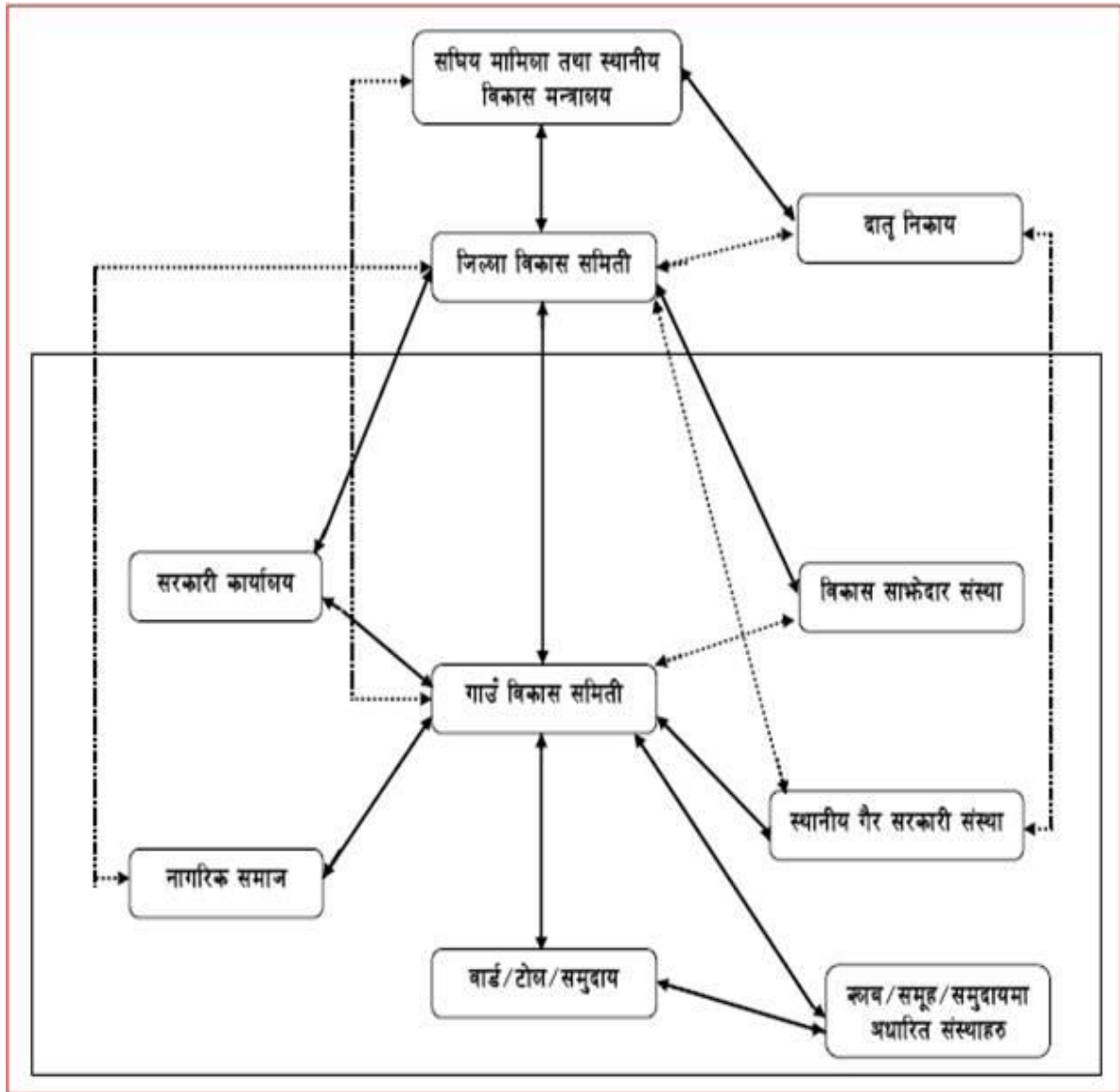
| Economic Development Sector | Social Development Sector |
|--|--|
| <ol style="list-style-type: none"> 1. Promote improved variety of bean as cash crops 2. Promote improved variety of cereal crops 3. Promote/expand apple farming 4. Promote improved breed ship/goat farming 5. Conduct training and exposure visit for the capacity development of farmers 6. Improved variety seed management 7. Improve cowshed and farm yard manure and promote biological pesticide 8. Conduct mason and carpenter training to promote traditional skills 9. Conduct training in local blanket and carpet (Radi and Pakhi) making training 10. Establish nursery and conduct afforestation program 11. Terrace improvement and dam construction and reforestation 12. Physical and Infrastructure development sector 13. Construct community building , Elderly home and rehabilitation centre for helpless people 14. Construct Trail bridge construction at Chiralikhola, Gaunchour for providing service to the settlement areas: Dhimkot, Kholigaun, and Dungrigaun 15. Construct ropeway in ward no. 9 for proper marketing of all products | <ol style="list-style-type: none"> 1. Physical improvement and classroom construction in school 2. Fencing, furniture management and play ground construction in school 3. Manage nutritional food for children and construct kitchen and store room in school. 4. Construct sub health post 5. Conduct tailoring , knitting training for women 6. Conduct training for the capacity development of women 7. Construct community building in Dhimkot and Dungrigaun for women 8. Need of child friendly building at VDC level 9. Need of child friendly educational materials 10. Need of nutritious food for the deficient children 11. Conduct capacity development and leadership training for institutional development of child clubs 12. Demand poultry farming to generate income for disabled persons 13. Conduct capacity development training for disabled persons 14. Construct shelter homes and resting places (Chautari) in different places of ward 15. Construct room block at a School in Dungri. 16. |
| Water Resource and Electrification Sector | Institutional Develop. and Good Governance Sector |

| | |
|--|--|
| <ol style="list-style-type: none"> 1. Construct drinking water and manage repair and maintenance fund 2. Manage collection of rain water and its proper use 3. Construct public toilets and manage environmental sanitation and waste management 4. Construct irrigation canal from Maurakhola to Muljiula 5. Demand for wind and renewable energy 6. Construct telephone tower 7. Completion of Panch Rural Agriculture Road 8. Construct mule trail from Dhimkot village to Dungri Village | <ol style="list-style-type: none"> 1. For effective implementation of all program at VDC level, continuity to be given to public hearing, review, monitoring, evaluation and public auditing 2. Conduct training for the capacity development of users' committees |
|--|--|

Annex 5: Resource Maps of the Kudari VDC



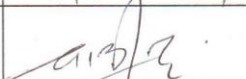


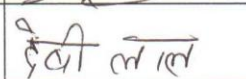















Annex 6: Organisational Structure and interrelation Chart of VDC



Annex 7: Attendance and Commitment of Participants

We all people of Kudari VDC are fully committed to implement our Village Development Periodic Plan.

| क्र.सं. | सहभागीको नामथर | ठेगाना | कार्यालय/निकाय | पद | हस्ताक्षर |
|---------|---------------------------|------------|---------------------------|----------|---|
| १. | मनकेर बाइ थोमी | | कुडारी वी.डी.सी. कार्यालय | सचिव |  |
| २. | तिलक शाही | | सुदूर पश्चिम | इन्चार्ज |  |
| ३. | जवाहीरलाल अड्डा | कुडारी - १ | | |  |
| ४. | तुलाधर रावत | कुडारी - ८ | | |  |
| ५. | विष्णु शर्मा | कुडारी - १ | | |  |
| ६. | केसीलाल रावत | कुडारी - ८ | | |  |
| ७. | निरजित सुनार | कुडारी - ४ | | |  |
| ८. | जुद्धु सुनार | कुडारी - ४ | | |  |
| ९. | जुनेली सिंह | कुडारी - ९ | | |  |
| १०. | कमला रावत | कुडारी - ८ | | |  |
| ११. | शोरी शान्त | कुडारी - ८ | | |  |
| १२. | पार्वती शाही | कुडारी - ९ | | |  |
| १३. | धर्मनाथ थोमी | कुडारी - ५ | | |  |
| १४. | बालकृष्ण शर्मा | कुडारी - २ | | |  |
| १५. | उमा अड्डा | कुडारी - १ | | |  |
| १६. | सुरेश्वरी पाण्डे अड्डा | कुडारी - १ | | |  |
| १७. | जामुनाथ थोमी | कुडारी - ६ | | |  |
| १८. | बालकृष्ण शर्मा | कुडारी - | | |  |
| १९. | प्रमथ मिश्रा | कुडारी | | |  |

| | | | | | |
|-----|-----------------|-------------|-------------|-------------|----|
| २०. | नेरुका का बाघी | कुडाही - | साविक नं. १ | फिजिपोखरी | क. |
| २१. | अय कसुरा (बाघी) | कुडाही | साविक नं. २ | फिजिपोखरी | क. |
| २२. | सन्तोष भईत | साविक नं. ३ | साविक नं. ३ | साविक नं. ३ | क. |
| २३. | मंगल वीथ थपि | कुडाही - ३ | को प्रवि. ३ | | क. |
| २४. | प्रेम रावत | ॥ ४ | ॥ ॥ | | क. |
| २५. | गोर्ख व शाही | ॥ ५ | ॥ ॥ | | क. |
| २६. | प्रोपाल ठुडा | ॥ ६ | ॥ ॥ | | क. |
| २७. | सुषी नेपाली | ॥ ७ | अनित ॥ | | क. |
| २८. | पिठु रावत | ॥ ८ | ॥ ॥ | | क. |
| २९. | यल व. रावत | ॥ ९ | ॥ ॥ | | क. |
| ३०. | हर्क व रावत | ॥ ३ | | | क. |
| ३१. | परेकामी | ॥ ४ | ॥ ॥ | | क. |
| ३२. | वरवत वेडांगी | ॥ ५ | ॥ ॥ | | क. |
| ३३. | प्रवल ठुडा | ॥ ६ | ॥ ॥ | | क. |
| ३४. | सन्तोष रावत | ॥ ७ | ॥ ॥ | | क. |
| ३५. | प्रविण ठुडा | ॥ ८ | ॥ ॥ | | क. |
| ३६. | विनेश रावत | ॥ ९ | ॥ ॥ | | क. |

Annex 8: Attendance of Participants in the Workshop

VDC Level workshop was conducted on 22nd July 2013 among IPFC members and other stakeholders to formulate Periodic Plan of Kudari VDC. It was mainly focused on identifications of needs, opportunities and challenges and priorities. The workshop was chaired by VDC Secretary Mandinath Yogi, getting support from World Food Program/LINK Helvetas Nepal. It was facilitated by SADA Nepal. Attendance of Participants is as follows.

आज मिति २०७० साल असार ८ गते कुडारी गाविसकायचिव मन्दिर नाथ योगी को अध्यक्षतामा विष्णुवाद्य कार्यक्रम / हिन्दु हेल्थरेस नेपाल को सहयोग तथा सादा नेपालको सहजीकरणमा गाउँ विकास आवाधिक योजना निर्माण कार्यक्रमको आवश्यकता पहिचान, प्राथमिकता र अवसरहरु निर्धारण का लागि शुक्रित योजना तर्जुमा समिति र सरोकारवालाबीच कार्यशाला गौठमीमा सहभागिहरुको विवरण तपसिल

| सि.नं | नामधर | प्रतिनिधित्व गरेको वि.सं | २०७०/३/८ | २०७०/३/८ | २०७०/३/१० |
|-------|---------------------|--------------------------|----------|----------|-----------|
| १ | श्री मन्दिरनाथ योगी | गाविस सचिव | | | |
| २ | पुष्प लाल हमाल | सदस्य | | | |
| ३ | जित व शिष्ट | " | | | |
| ४ | अमर सिंह विक | " | | | |
| ५ | काली व खत्री | " | | | |
| ६ | गोरी शिवत | " | | | |
| ७ | कमला बुढा | " | | | |
| ८ | पार्वती शाही | " | | | |
| ९ | सरस्वती बुढा | " | | | |
| १० | विष्णु थापा | " | | | |
| ११ | मुक्तिराम सुनार(क) | " | | | |
| १२ | लालकेश नेपाली | " | | | |
| १३ | दानेनाथ योगी | " | | | |
| १४ | मुक्तिराम सुनार(क) | " | | | |
| १५ | सरस्वती पाण्डे | " | | | |
| १६ | पुष्पा व शाही | " | | | |
| १७ | गुलाचन्द्र शम्शेर | " | | | |
| १८ | धर्म बुढा | प्रि.सक | | | |
| १९ | रमेश्वर वंशाही | रमानि प्रतिनिधि | | | |
| २० | दिप वंशाही | समानि प्रतिनिधि | | | |
| २१ | धर्मराज चालीसा | " | | | |
| २२ | मकल वंशाही | " | | | |
| २३ | जय वंशाही | " | | | |
| २४ | जयलाल शिवत | वंश प्रतिनिधि | | | |
| २५ | हरनवि विक | " | | | |

| क्र.सं. | नामधर | | २०७०/२१८ | २०७०/२१९ | २०७०/२१० |
|---------|------------------|---------------------|-----------------|-----------------|-----------------|
| २६ | चक्र वहाबुर बाही | | चक्र | चक्र | चक्र |
| २७ | विश्वरज बोगडी | सहजवर्ता | विश्वरज | विश्वरज | विश्वरज |
| २८ | नरबुद्ध गिरी | " | नरबुद्ध गिरी | नरबुद्ध गिरी | नरबुद्ध गिरी |
| २९ | शान्तोषी महता | साठ पौ L वुवा | शान्तोषी | शान्तोषी | शान्तोषी |
| ३० | प्रेम धर्मिभंग | भनगाते प्रतिनिधि | प्रेमवहाबुर | प्रेमवहाबुर | प्रेमवहाबुर |
| ३१ | काली वं रवत्र | वडा नं ७ | कालि | कालि | कालि |
| ३२ | नेन्द्र क शाही | SAAS-Nepal | नेन्द्र | नेन्द्र | नेन्द्र |
| ३३ | राम गिरी | वडा - नागरीक मंडली | राम | राम | राम |
| ३४ | कमल राज बुढा | कालि कवच | कमल | कमल | कमल |
| ३५ | सिता बुढा | उद्योगिकाल | सिता | सिता | सिता |
| ३६ | धन लक्ष्मी धिताल | डा. मी. लुङ्गु | धन | धन | धन |
| ३७ | तिल व शाही | उप-डा. चोकी | तिल | तिल | तिल |
| ३८ | सुनिनाथ थोकी | ने.म.कि.पौ. | सुनिनाथ | सुनिनाथ | सुनिनाथ |
| ३९ | देविलाल खत | | देव | देव | देव |
| ४० | जगत व शाही | मं. क. थो. मा. शाही | जगत | जगत | जगत |
| ४१ | अमरबहा वि.उ. | पिडा का. | अमर | अमर | अमर |
| ४२ | रमेश वि.उ. | पिडा का. | रमेश | रमेश | रमेश |
| ४३ | कलमनाथ खोली | " | कलम | कलम | कलम |
| ४४ | राम धर्मिभंग | जमगात | राम | राम | राम |

Annex 9: Minimum Conditions Indicators for Kudari VDC

9.1 Minimum Conditions Indicators for Kudari VDC

Base Year of Evaluation FY

| S. N. | Indicators | Measurement Table | Yes | No |
|-------|--|--|-----|----|
| 1 | Annual Program and Budget Approval | The annual program and budget of the current FY was approved by the VDC Council before the end of Poush (Dec-Jan) of the previous FY. | | |
| | | Submission of the details of approved annual program and budget was submitted to DDC before the end of Magh (Jan-Feb). | | |
| 2 | Annual Progress Review | Annual progress review of the schemes and the programmes was undertaken by the VDC during one year before the previous FY was completed within the first trimester of previous FY. | | |
| | | A Minute of the Review meeting has been prepared and the decisions and attendance of the participants have been recorded. | | |
| | | Progress review report has been submitted to DDC within one month of the of progress review date. | | |
| 3 | Utilization of the Grant and Details of Income and Expenditure | Income Receipts (specified in annex 9) have been given while receiving all the internal incomes. | | |
| | | Use of heading-wise revenue/tax collection book (Annex-10) | | |
| | | Bank Cash Book (Annex: 17) has been maintained and it has been utilized. | | |
| | | Maintained the Advance Account (Annex: 20) and recorded all the details of advance in it. | | |
| | | The Capital grant provided by the Government of Nepal has not been used to pay for Current nature expenses. | | |
| 4 | Final Financial Audit | Name of the auditor from the short-listed auditors with recommendation was forwarded to DDC for approval within the first trimester of previous FY. | | |
| | | Final audit of all the incomes and expenditures of the FY before the previous FY was completed within the previous FY. | | |
| | | The financial audit report was duly submitted and discussed in the VDC council. | | |
| 5 | Materials and Assets Management | Inventory of all expendable materials has been maintained in accordance with the annex 50 of The Local Autonomous Institutions Financial Administration Regulations. | | |
| | | Inventory of all non-expendable materials have been maintained in accordance with the annex 51 of The Local Autonomous Institutions Financial Administration Regulations. | | |
| | | Inventory all fixed assets under own ownership has been maintained. | | |
| 6 | Social Security Program | The updated list of the citizens eligible for social security allowance for the current FY was sent before the end of Poush (Dec-Jan) of previous FY to DDC. | | |
| | | The certified documents including the photos of citizens who | | |

| S. N. | Indicators | Measurement Table | Yes | No |
|-------|---------------------|---|-----|----|
| | | received social security allowance in the previous FY have been kept properly. | | |
| | | The advance taken from DDC for the distribution of social security was settled within 35 days from the date of the receiving advance. | | |
| 7 | Personal Management | The staff positions approved by the council following the process provisioned in the Article 249 of the Act. | | |
| | | Appointment was made in the approved position in accordance with the recommendation of the position fulfilment committee and ensuring that the administrative expenditure did not exceed the allocated budget amount. | | |
| | | Decision on the appointment to the position was taken with the presence of representative of public service commissions. | | |
| | | No additional appointment except to the approved position was taken. | | |
| | | No decision on temporary appointment to the permanent position was taken. | | |

Date of Evaluation from to

.....

.....

Signature of Evaluator

Approved by (VDC secretary)

9.2 Indicators for Performance Measurement of Kudari VDC

| S. N. | Indicators | Measurement Table | Yes | No |
|-------|---|--|-----|----|
| 1 | Formulation of Participatory Village Development Plan | The estimate of all the available sources for the development fund amount was made. | | |
| | | Ward level assembly was arranged. | | |
| | | Integrated Planning Committee prioritized all village development projects / schemes and programmes. | | |
| | | There was project and program wise budget allocation. | | |
| | | The village development plan was put on the notice board for public information in the VDC area within one (1) month of approval by the Village Council. | | |
| 2 | Budget Release and Expenditure | Request was made for the <i>trimester wise</i> budget release of the VDC grant amount. | | |
| | | More than 80 percent of the VDC grant amount, allocated to the programmes approved by the Village Council, was spent. | | |
| 3 | Budget appropriation and expenditure for targeted | A minimum of ten (10) percent for the direct benefit of poorer women and another ten (10) percent for the direct benefit of poorer children are allocated from the budget, approved by the Council in the previous year, to the current year's programmes. | | |

| S. N. | Indicators | Measurement Table | Yes | No |
|-------|---|---|-----|----|
| | group and area development program | A minimum of 15 percent budget is allocated to the current year programmes approved by the Village Council in the previous year, for the direct benefit of all castes and ethnic groups, who are poorer, who are from socially and economically disadvantaged groups and regions, and whom the Government of Nepal has declared as target group | | |
| | | The budget that was appropriated, as mentioned above in point 1 and 2, was allocated project wise. | | |
| | | The budget as approved by the Council in the previous year for the development of the agriculture sector was appropriated accordingly to the current year. | | |
| | | More than 80 percent of the amount appropriated in previous year as mentioned in point 1, 2, and 4 above was spent. | | |
| 4 | Publication of detail of the income-expenditure | Income and expenditure of last year was made public before the end of Shrawan (July-Aug) of current FY by putting on the notice boards of VDC, health institution in the VDC and school nearby. | | |
| | | The income and expenditure details of previous FY were submitted to the DDC within 35 days after the completion of previous fiscal year. | | |
| | | The monthly income collection and expenditure details were made public by putting it on the notice board. | | |
| 5 | Social Security Program | The name list and documents of the people who received social security allowance in the previous FY was updated after removing from the list the names of those who died and who migrated to other places. | | |
| | | The name list of the people who received social security allowance in previous FY was made public before the end of Shrawan (July-Aug) of current FY on notice board of VDC, health institution and public place. | | |
| 6 | Vital Information Registration | All the five personal vital information register books have been maintained and updated. | | |
| | | All the forms required for vital information registration (birth, death, marriage, migration) have been provided free. | | |
| | | The Vital Information Registration details of the previous year were submitted to the DDC on monthly basis. | | |
| | | Annual vital information registration detail was submitted to the DDC before the end of Baisakh (April-May) of previous FY. | | |
| 7 | VDC profile | Village profile was prepared in accordance to the format specified by the ministry. | | |
| | | Village profile was approved by VDC Council. | | |
| | | The updated profile was submitted to the DDC. | | |
| 8 | Citizen Charter | Citizen Charter has been displayed in VDC premises ensuring that all can see and understand it. | | |
| | | The Citizen Charter has clearly mentioned the services available and the programme, responsible staff, required fee, the required time and process to be followed by the service seeker. | | |
| 9 | Public audit | Public Audit was performed of all infrastructure related | | |

| S. N. | Indicators | Measurement Table | Yes | No |
|-------|--|--|-----|----|
| | | projects. | | |
| | | Public Audit of 80 or more than 80 percent infrastructure related projects were completed. | | |
| 10 | Quality Assurance and Settlement of Completed Projects | Quality assurance and project settlement of all the completed projects were completed before the end of Ashad (June-July)] | | |
| 11 | Mobilization of Internal Resources | Projection of internal income was carried out for increasing the internal income of the VDC in the current FY. | | |
| | | There was more than 10 percent and less than 20 percent increase in the internal income in the previous FY compared with the FY one year before previous year. | | |
| | | There was 20 percent or more than 20 percent increase in the internal income in the previous FY compared with the FY one year before previous year. | | |
| 12 | Public hearing | At least two public hearings were arranged with only one public hearing in one trimester. | | |
| | | Only one public hearing was arranged. | | |
| 13 | Settlement of Advances and Irregularities | No Advances remained of total expenditure in the previous FY | | |
| | | Only five (5) percent of total expenditure remained as Advances in the previous FY. | | |
| | | Out of total cumulative advance up to the FY one year before previous FY, 75 percent was settled. | | |
| | | Updated document of irregular amount maintained. | | |
| | | Out of total irregular amount, 75 percent or more was settled. | | |

Annex 10: Crop Seasonal Calendar

| S. N. | Vegetables | Types/Class | Plantation time | | | Seeds in Gram per Ropani | Plantation Method | Planting Distance (Feet) | | First Harvesting day from plantation | Production per Ropani (KG) |
|-------|-------------|-----------------------------|-----------------|----------|-----------|--------------------------|-------------------|--------------------------|----------------|--------------------------------------|-----------------------------|
| | | | Mountain | Hill | Terai | | | Line to line | Plant to Plant | | |
| 1 | Cauliflower | 1. Kathmandu local | Apr- Jun | Jul-Aug | Aug-Sept | 30 | Planting | 2 | 1.5 | 90 -110 | 1500-2000 |
| | | 2. Snecrown (hybrid) | Apr- Jun | Aug-Sept | Sept- Oct | 20 | Planting | 2 | 1.5 | 110 -120 | 1500-2000 |
| | | 3. Snowball (kiogient) | Apr- Jun | Aug-Sept | Sept- Oct | 40 | Planting | 1.5 | 1 | 40 -50 | 700-1000 |
| | | 4. Dipali/kattiki | Mar-May | Apr-May | Sept- Oct | 40 | Planting | 1.5 | 1 | 40 -50 | 700 -1000 |
| | | 5. Snow king (hybrid) | Mar- May | Jul-Sep | Sept- Oct | 20 | Planting | 2 | 1.5 | 50 -65 | 500-800 |
| | | 6. Snow mistic (hybrid) | Apr-Jun | Aug-Feb | Sept- Oct | 20 | Planting | 2 | 2 | 12- 135 | 800-1000 |
| | | 7. Rami (hybrid) | Feb-Apr | Aug-Sept | Sept- Oct | 20 | Planting | 2 | 1.5 | 50-60 | 500-800 |
| | | 8. Milk way (hybrid) | May-Jul | Jul-Sep | Sept- Oct | 20 | Planting | 2 | 1.5 | 70-80 | 1500-3600 |
| | | 9. Silver cup-60 (hybrid) | June-Aug | Jul-Aug | Sept- Oct | 20 | Planting | 2 | 1.5 | 50 60 | 1100-1800 |
| | | 10. S-84 (hybrid) | Mar-Apr | Feb-Mar | Sept- Oct | 20 | Planting | 2 | 1.5 | 60 -70 | 1800-2400 |
| | | 11. Sewta (hybrid) | Sept-Apr | Feb-Apr | Sept- Oct | 20 | Planting | 2 | 1.5 | 60 -75 | 1800-2400 |
| | | 12. NS-90 (hybrid) | Mar-Apr | Feb-Mar | Sept- Oct | 20 | Planting | 2 | 2 | 90 -100 | 1800-5000 |
| | | 13. White contesha (hybrid) | Jun-Aug | Jul-Aug | Sep-Nov | 20 | Planting | 1.5 | 1.5 | 60 -65 | 1000-15000 |

| S. N. | Vegetables | Types/Class | Plantation time | | | Seeds in Gram per Ropani | Plantation Method | Planting Distance (Feet) | | First Harvesting day from plantation | Production per Ropani (KG) |
|-------|-------------------------------|--------------------------------|-----------------|----------|----------|--------------------------|-------------------|--------------------------|----------------|--------------------------------------|-----------------------------|
| | | | Mountain | Hill | Terai | | | Line to line | Plant to Plant | | |
| 2 | Cabbage | 1. Golden acor | Mar- May | Jul –Aug | Aug-Sept | 40 | Planting | 2 | 1.5 | 90-100 | 1000-1500 |
| | | 2. Pride of India | Mar- May | Apr-Sept | Aug-Sept | 30 | Planting | 1.5 | 1 | 80-85 | 100-1500 |
| | | 3. Late largr drum head | Mar- May | Apr-Sept | Aug-Sept | 30 | Planting | 2 | 2 | 100-120 | 1500-2500 |
| | | 4. Copenhagen Market | Mar- May | Apr-Sept | Aug-Sept | 20 | Planting | 2 | 1.5 | 80-120 | 1500-2500 |
| | | 5. Green coronate (hybrid) | Mar- May | Apr-Sept | Aug-Sept | 20 | Planting | 2 | 1.5 | 80-120 | 1500-2500 |
| | | 6. Green stone (hybrid) | May- Aug | Apr-Sept | Aug-Nov | 20 | Planting | 2 | 1.5 | 65-65 | 900-2700 |
| | | 7. Green crown (hybrid) | May- Aug | Jul –Nov | Aug-Nov | 20 | Planting | 2 | 1.5 | 60-70 | 1800-7000 |
| | | 8. T 721 (hybrid) | May- Aug | Aug- Apr | Aug-Nov | 20 | Planting | 2 | 1.5 | 55-65 | 1800-2400 |
| | | 9. Rubi ball (hybrid) | May- Aug | Aug-Feb | Aug-Nov | 20 | Planting | 2 | 1.5 | 65 | 2400-5000 |
| | | 10. Green cup(hybrid) | May- Aug | Aug–Apr | Aug-Nov | 20 | Planting | 2 | 1.5 | 73 | 2400-5000 |
| | | 11. Tropical king (hybrid) | May- Aug | Aug-Apr | Aug-Nov | 20 | Planting | 2 | 1.5 | 65-70 | 2400-5000 |
| 3 | Tomato | 1. Pusharobi | Apr- May | Feb-Mar | Aug-Sept | 20 | Planting | 2 | 2 | 80-90 | 1000-1500 |
| | | 2. Punprecus/Money maker | Apr- May | Feb-Mar | Aug-Sept | 20 | Planting | 2.5 | 2 | 80-90 | 1000-1500 |
| | | 3. Push early dwarf | Apr- May | Feb-Mar | Aug-Sept | 20 | Planting | 2.5 | 1.5 | 70-80 | 1000-1500 |
| | | 4. Roma | Apr- May | Feb-Mar | Aug-Sept | 10 | Planting | 2 | 1.5 | 70-80 | 1000-1500 |
| | | 5. Nabin /Nutan (hybrid) | Apr- May | Feb-Mar | Aug-Sept | 10 | Planting | 2 | 2 | 60-90 | 1000-1500 |
| | | 6. Manisha (hybrid) | Mar- Apr | Feb-Mar | Aug-Sept | 10 | Planting | 2.5 | 2 | 60-120 | 3000-8000 |
| | | 7. Anbinas/one time cropping | | Apr-May | Sept-Feb | 10 | Planting | 2.5 | 2 | 90-120 | 3000-8000 |
| | | 8. NS 815/812/2325 | | Jul-Aug | Sept-Feb | 10 | Planting | 2.5 | 2 | 50-90 | 4000-7000 |
| | | 9. Swarksha | | Feb-May | Sept-Feb | 10 | Planting | 2.5 | 2 | 55 | 4000-7000 |
| | | 10. T 5975 | | Jun-Aug | Sept-Jan | 10 | Planting | 2.5 | 2 | 60-90 | 5000-7000 |
| 4 | Capsicum | 11. California | Apr-May | Feb- Mar | Aug-Sept | 50 | Planting | 1.5 | 1.5 | 60-90 | 500-800 |
| 5 | Aubergine (Brinjal or Bhenta) | 1. Kranti | Apr-Jun | Feb-Apr | Aug-Oct | 30 | Planting | 2 | 1.5 | 70-90 | 2000-3000 |
| | | 2. Nurki | Apr-Jun | Feb-Apr | Aug-Oct | 30 | Planting | 2 | 1.5 | 70-90 | 2000-3000 |
| | | 3. Birgunj white/Sarlahi green | Apr-Jun | Feb-Mar | Aug Oct | 30 | Planting | 2 | 1.5 | 70-90 | 2000-3000 |

| S. N. | Vegetables | Types/Class | Plantation time | | | Seeds in Gram per Ropani | Plantation Method | Planting Distance (Feet) | | First Harvesting day from plantation | Production per Ropani (KG) |
|-------|--------------------|---|----------------------|--------------------|-----------|--------------------------|----------------------|--------------------------|----------------|--------------------------------------|-----------------------------|
| | | | Mountain | Hill | Terai | | | Line to line | Plant to Plant | | |
| | | 4. Purple Long (PPL) | Apr-Jun | Feb-Mar | Aug-Oct | 30 | Planting | 2 | 1.5 | 70-90 | 2000-3000 |
| 6 | Bean | 1. Ghee bean (Kentuki Wonder) | Apr- May | Feb-Mar | Aug-Sept | 2.5 | Planting | 3.5 | 1 | 60-90 | 600-1000 |
| | | 2. Contender/Gintstugiles | Apr- May | Feb-Mar | Aug -Feb | 3 | Planting | 3 | 1 | 60-90 | 600-1000 |
| | | 3. Timester bean | Jun- Jul | Jun-Jul | Fe-Sept | 2.5 kg | Planting | 3.5 | 1 | 60-90 | 600-1000 |
| 7 | Radish | 1. 40 days | May-Aug | Jun-Aug | Jul-Sept | 250 | Planting | 1 | 0.5 | 34-40 | 1500-2000 |
| | | 2. Minuearly | May-Sept | Jun-Sept | Aug-Nov | 250 | Planting | 1 | 0.5 | 50-60 | 2000-2500 |
| | | 3. All season (Tokanasi) | Mar-Apr | Apr-May | Aug-Nov | 250 | Planting | 1 | 0.5 | 50-60 | 1000-1500 |
| | | 4. Puthan Red | May-Sept | Jun-Sept | Aug-Nov | 250 | Planting | 1 | 0.5 | 45-50 | 2000-2500 |
| 8 | Lady's Finger | 1. Arka Anamika 2. Pushashrabani 3. Parvatikranti | May -Jun | Feb-Jun | Mar-Jul | 600 | Seeding/ Planting | 2 | 1 | 50-60 | 1500-2000 |
| 9 | Cucumber | 1. Bhaktapur local | May-Jun | Mar-Apr | Feb-Jun | 100 | Seeding/ Planting | 5 | 3.5 | 60 | 1000-2000 |
| | | 2. Ninja | May-Jun | Mar-Apr | Feb-May | 100 | Planting | 5 | 3.5 | 60 | 1000-2000 |
| | | 3. Kusule | May- Jun | Mar-Apr | April-Jun | 100 | Planting | 5 | 3.5 | 60 | 1000-2000 |
| 10 | Hot chilli | 1. Jwala | Apr- May | Feb-Apr | Aug-Sept | 40 | Planting | 2 | 1.5 | 75-100 | 100-150 |
| | | 2. Local Nepali/Akbare | Apr- May | Feb-Apr | Aug-Sept | 40 | Planting | 2 | 1.5 | 75-100 | 100-150 |
| | | 3. Suryamukhi | Apr- May | Feb-Apr | Aug-Sept | 40 | Planting | 2 | 1.5 | 75-100 | 100-150 |
| 11 | Bitter gourd | 1. Local white | May-Jun | Mar-Apr | Feb-Jun | 150 | Seeding/ Planting | 5 | 2 | 60 | 500-1000 |
| | | 2. Green long | May-Jun | Mar-Apr | Feb-Jun | 150 | Planting | 5 | 2 | 60 | 500-1000 |
| | | 3. Koyambator | May-Jun | Mar-Apr | Feb-Jun | 150 | Planting | 5 | 2 | 60 | 500-1000 |
| 12 | Broad Leaf Mustard | 1. Khumal wide leaf | Mar- May | Aug-Nov | Sept-Nov | 30 | Planting | 1 | 1 | 30 | 1200-1500 |
| | | 2. Khumal red leaf | Mar- May | Aug-Nov | Sept-Nov | 30 | Planting | 1 | 1 | 30 | 1200-1500 |
| | | 3. Marfa wide leaf | Mar- May | Aug-Nov | Sept-Nov | 30 | Planting | 1 | 1 | 30 | 1200-1500 |
| 13 | Bean | 1. All Varieties | Apr- May Jul -Aug | Feb-Mar Jul-Aug | Jul- Sept | 2 kg | Seeding | 2 | 1 | 30 | 500-800 |
| 14 | Onion | 1. Red crible/Dark red | Oct -Nov | Oct/Jan | Oct/Jan | 400 | Planting | 0.5 | 0.33 | 100-120 | 2000-4000 |
| | | 2. Nasik | Oct -Nov | Oct/Jan | Oct/Jan | 400 | Planting | 0.5 | 0.33 | 100-120 | 2000-4000 |